



Description

IP66, Class I. Class II on request. IK07. Marine-grade, die-cast aluminium alloy. 5CE superior corrosion protection including PCS hardware. Silicone CCG® Controlled Compression Gasket. Safety glass lens. Two cable entries. Integral EC electronic converter in thermally separated compartment. Darklight anodised aluminium reflector for superior illumination and glare control. Factory-installed LED circuit board.

Suitable for mounting up to max. 40 mm ceiling thickness. A pre-installation blockout, proud or flush, is available and recommended for mounting in concrete ceilings. To be ordered separately.

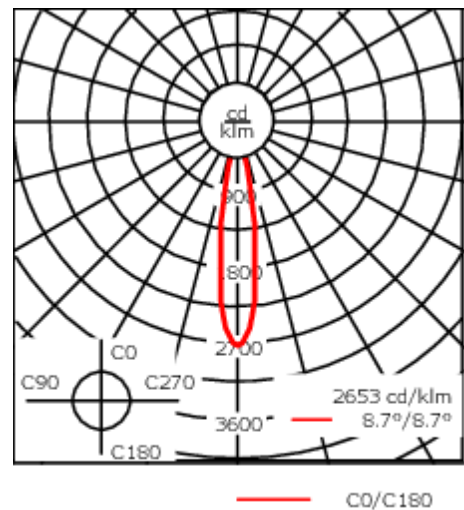
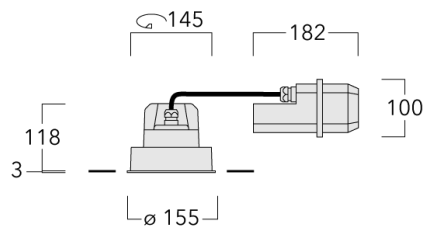
A maximum of one internal optical accessory.

The luminaire is not suitable for chlorine containing environments e.g. swimming pool. Special version suitable for chlorine containing environments, on request. Must be specified at time of ordering.

Weight	2.25 kg
Light distribution	symmetric, narrow beam [E]
Light source	LED-FT-17W / 500 mA - 2700 K
CRI	80
Power supply	EC
LEDs	1
Rated input power	20 W

Rated lumens (lm)	
LED Lumen	787.9
Total Lumen	787.9
Ta	25

Nominal Lumen (lm)	
LED Lumen	2935
Total Lumen	2935
Tc	25



Specifications

Material description

Body	Marine-grade, die-cast aluminium alloy
Lens	Safety glass lens
Colours	<div><div></div> RAL9004 Signal black</div> <div><div></div> RAL9006 White aluminium</div> <div><div></div> RAL9007 Grey aluminium</div> <div><div></div> RAL7016 Anthracite grey</div> <div><div></div> RAL9016 Traffic white</div>
Gasket	Silicone CCG® Controlled Compression Gasket
Fasteners	PCS Polymer Coated Stainless Steel Hardware
Ingress protection	IP66
Impact resistance	IK07
Corrosion resistance	5CE

Electrical description

Power supply	220-240V / 50-60 Hz
Driver / Ballast	Standard. Optional DALI version available. To be specified at time of ordering.
Power factor	> 0.9

Additional information

Lifetime	Ta=25° L70B50 > 50000h
Energy efficiency class	D (Light source)

Control

DALI interface

Description	Part ID	C
DALI interface	430-0013	90

Mounting Accessories

Installation blackout, proud

Description	Part ID	A	B	C1	D1
BD012-I	134-1748	383	272	192	155



Installation blackout, flush with shadow line

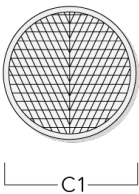
Description	Part ID	A	B	C1	D1	D2
BD012-III	134-1749	383	272	192	155	198



Optical Accessories

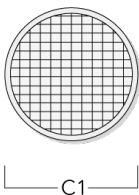
Linear spread lens

Description	Part ID	C1
IO-180-DOC120-LED-FT	134-1781	103



Flood lens

Description	Part ID	C1
IO-360-DOC120-LED-FT	134-1782	103



Wallwash lens

Description	Part ID	C1
IO-20-WW-DOC120-LED-FT	134-1771	103

