



Description

DOC120-FT LED for remodel projects. For new construction, see DOC120-FT LED [New Construction] version.

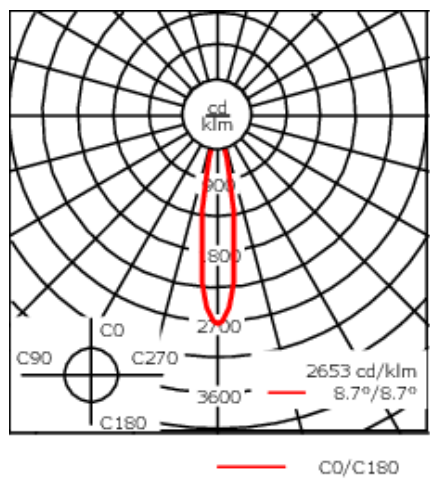
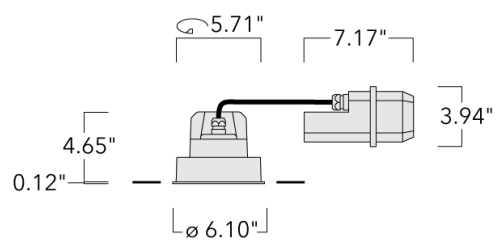
IP66, Class I. IK07. Marine-grade, die-cast aluminum alloy. 5CE superior corrosion protection including PCS hardware. Silicone CCG® Controlled Compression Gasket. Safety glass lens. Integral driver, thermally separated. Darklight anodized aluminum reflector for superior illumination and glare control. Factory installed LED circuit board. DMX interface.

A maximum of one internal optical accessory, to be specified at time of ordering.

Specify product with 7 Digit product code - Finish Color. Accessories, such as mounting, optical, and electrical, must be specified separately.

Example: XXX-XXXX - 9004 (Black)
+ XXX-XXXX (Accessory 1)

| | |
|-----------------------|----------------------------|
| Weight | 4.96 lb |
| Light distribution | symmetric, narrow beam [E] |
| Light source | LED-FT-17W (2700K) |
| CRI | 80 |
| Power supply | electronic gear |
| LEDs | 1 |
| Rated input power | 20 W |
| Delivered lumens (lm) | |
| LED Lumen | 787.9 |
| Total Lumen | 787.9 |
| Ta | 25 |
| Nominal Lumen (lm) | |
| LED Lumen | 2935 |
| Total Lumen | 2935 |
| Tc | 25 |



Specifications

Material description

| | |
|----------------------|---|
| Body | Marine-grade, die-cast aluminium alloy |
| Lens | Safety glass lens |
| Colors | <div><div></div> RAL9004 Black</div> <div><div></div> RAL9007 Grey Metallic</div> <div><div></div> RAL9016 White</div> <div><div></div> RAL8019 Dark Bronze</div> |
| Gasket | Silicone CCG® Controlled Compression Gasket |
| Fasteners | PCS Polymer Coated Stainless Steel Hardware |
| Ingress protection | IP66 |
| Impact resistance | IK07 |
| Corrosion resistance | 5CE |

Electrical description

| | |
|------------------|---|
| Power supply | Integral [ECG] electronic driver 120V-277V. 0-10V dimmable, to be specified with order. |
| Driver / Ballast | Integral EC electronic converter in thermally-separated compartment |
| Power factor | > 0.9 |

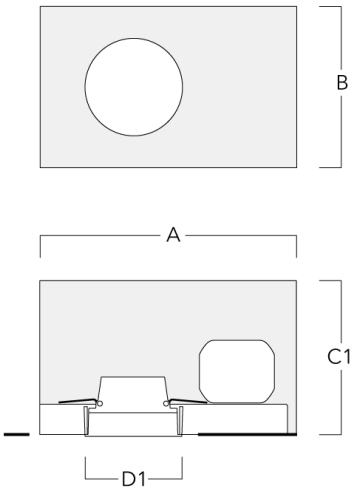
Additional information

| | |
|----------|--|
| Lifetime | Ta=25°/40° L70B50 > 50000h |
| Listings | Contact WE-EF USA for ETL/UL certification status. |

Mounting Accessories

Installation blackout

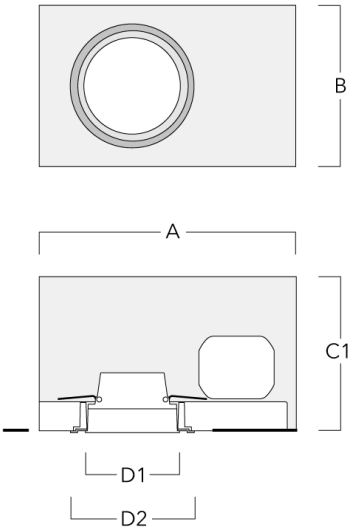
| Description | Part ID | A | B | C1 | D1 |
|-------------|----------|------|------|-----|-----|
| BD012-I | 134-1748 | 15.1 | 10.7 | 7.6 | 6.1 |



DOC120-FT LED [For Remodel]

Installation blockout, flush with shadow line

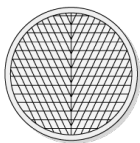
| Description | Part ID | A | B | C1 | D1 | D2 |
|-------------|----------|-------|------|------|-----|-----|
| BD012-III | 134-1749 | 15.08 | 9.13 | 7.55 | 6.1 | 7.8 |



Optical Accessories

Linear spread lens

| Description | Part ID | C1 |
|----------------------|----------|------|
| IO-180-DOC120-LED-FT | 134-1781 | 4.05 |

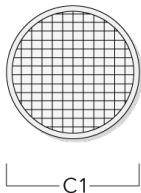


C1

DOC120-FT LED [For Remodel]

Softening Lens

| Description | Part ID | C1 |
|----------------------|----------|------|
| IO-360-DOC120-LED-FT | 134-1782 | 4.05 |



Wallwash lens

| Description | Part ID | C1 |
|------------------------|----------|------|
| IO-20-WW-DOC120-LED-FT | 134-1771 | 4.05 |

