



Description

IP66, Class I. IK07. Marine-grade, die-cast aluminium alloy. 5CE superior corrosion protection + primer including PCS hardware. Silicone CCG_R_ Controlled Compression Gasket. Safety glass lens. Two cable entries. Integral EC electronic converter in thermally separated compartment. Darklight anodised aluminium reflector for superior illumination and glare control. Factory-installed LED circuit board.

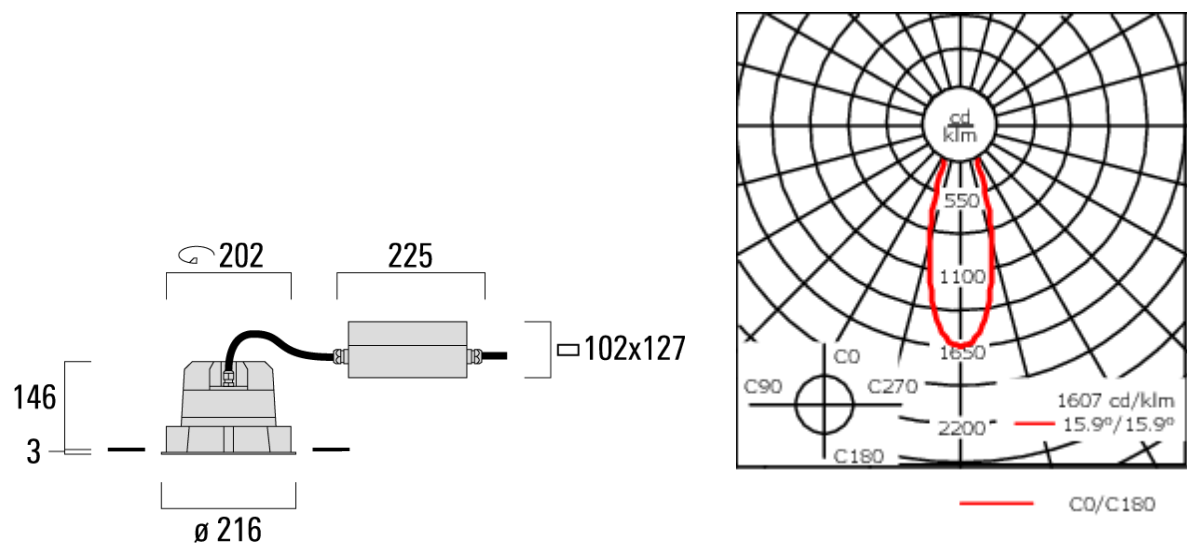
The luminaire is factory- sealed and does not need to be opened during the installation. A pre-installation block-out, proud or flush, is available and recommended for mounting in concrete ceilings. To be ordered separately.

A maximum of one internal optical accessory.

Weight	2.8 kg
Light distribution	symmetric, medium beam [M]
Light source	LED-FT-24W / 700 mA - 2700 K
CRI	80
Power supply	EC
LEDs	1
Rated input power	27 W

Rated lumens (lm)	
LED Lumen	2177.7
Total Lumen	2177.7
Ta	25

Nominal Lumen (lm)	
LED Lumen	4050
Total Lumen	4050
Tc	25



Specifications

Material description

Body	Marine-grade, die-cast aluminium alloy
Lens	Safety glass lens
Colours	<div><div></div> RAL9004 Signal black</div> <div><div></div> RAL9006 White aluminium</div> <div><div></div> RAL9007 Grey aluminium</div> <div><div></div> RAL9016 Traffic white</div>
Gasket	Silicone CCG® Controlled Compression Gasket
Fasteners	PCS Polymer Coated Stainless Steel Hardware
Ingress protection	IP66
Impact resistance	IK07
Corrosion resistance	5CE+Primer

Electrical description

Power supply	230V / 50 Hz
Driver / Ballast	Integral EC electronic converter in thermally-separated compartment
Power factor	> 0.9

134-1927

DOC140-FT LED



Additional information

Lifetime	Ta=40° L70B50 > 50000h
----------	------------------------

Control

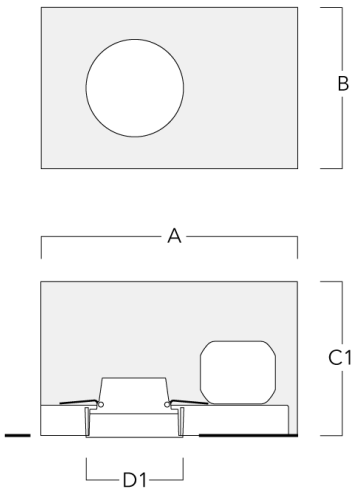
DALI interface

Description	Part ID	C
DALI interface	430-0013	90

Mounting Accessories

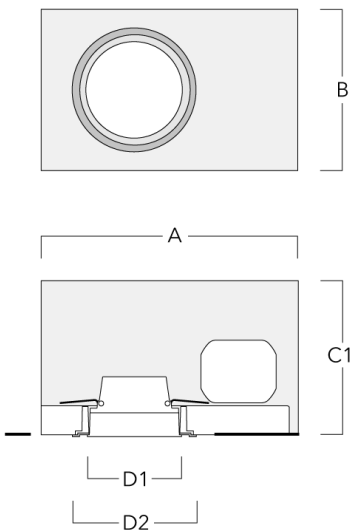
Installation blackout, proud

Description	Part ID	A	B	C1	D1
BD014-I	134-1763	443	324	192	216



Installation blackout, flush with shadow line

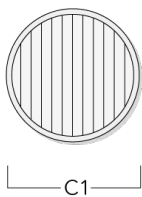
Description	Part ID	A	B	C1	D1	D2
BD014-III	134-1764	443	324	192	216	267



Optical Accessories

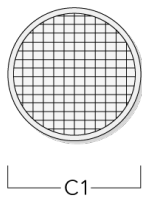
Linear spread lens

Description	Part ID	C1
IO-180-DOC140-LED-FT	134-1816	171



Surface wash lens

Description	Part ID	C1
IO-360-DOC140-LED-FT	134-1818	171



Wallwash lens

Description	Part ID	C1
IO-20-WW-DOC140-LED-FT	134-1817	171

