



Description

IP66, Class I. IK07. Marine-grade, die-cast aluminium alloy. 5CE superior corrosion protection including PCS hardware. Silicone CCG® Controlled Compression Gas-ket. Safety glass lens. Two cable entries.

Integral EC electronic converter in thermally separated compartment. Darklight anodised aluminium reflector for superior illumination and glare control. Factory-installed LED circuit board. The luminaire is factory- sealed and does not need to be opened during the installation.

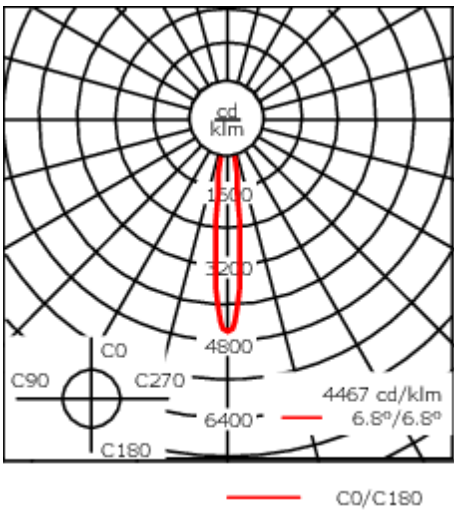
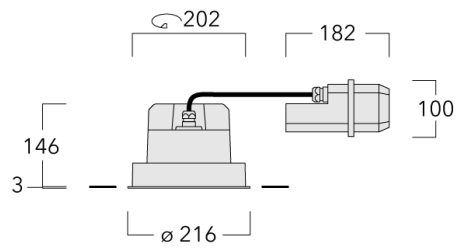
Pre-installation blackout, proud or flush, is available and recommended for mounting in concrete ceilings. To be ordered separately.

A maximum of one internal optical accessory.

Weight	2.8 kg
Light distribution	symmetric, narrow beam [E]
Light source	LED-FT-24W / 700 mA - 2700 K
CRI	80
Power supply	EC
LEDs	1
Rated input power	27 W

Rated lumens (lm)	
LED Lumen	1204
Total Lumen	1204
Ta	25

Nominal Lumen (lm)	
LED Lumen	4050
Total Lumen	4050
Tc	25



Specifications

Material description

Body	Marine-grade, die-cast aluminium alloy
Lens	Safety glass lens
Colours	<div><div></div> RAL9004 Signal black</div> <div><div></div> RAL9007 Grey aluminium</div> <div><div></div> RAL7016 Anthracite grey</div> <div><div></div> RAL9016 Traffic white</div>
Gasket	Silicone CCG® Controlled Compression Gasket
Fasteners	PCS Polymer Coated Stainless Steel Hardware
Ingress protection	IP66
Impact resistance	IK07
Corrosion resistance	5CE

Electrical description

Power supply	220-240V / 50-60 Hz
Driver / Ballast	Integral EC electronic converter, thermally separated
Power factor	> 0.9

Additional information

Lifetime	Ta=25° L70B50 > 50000h
----------	------------------------

Control

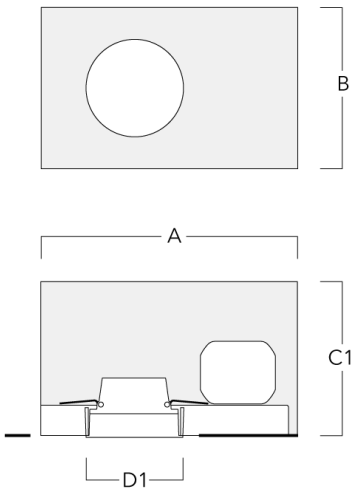
DALI interface

Description	Part ID	C
DALI interface	430-0013	90

Mounting Accessories

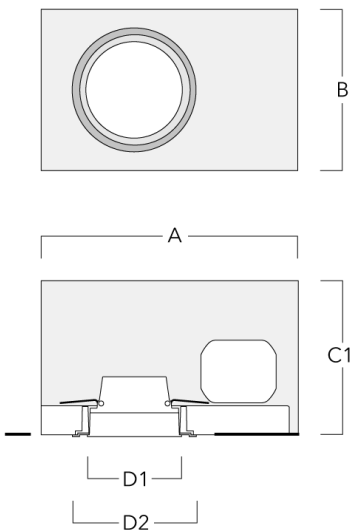
Installation blackout, proud

Description	Part ID	A	B	C1	D1
Installation blackout BDO14-I	134-1763	443	324	192	216



Installation blackout, flush with shadow line

Description	Part ID	A	B	C1	D1	D2
Installation blackout BDO14-III	134-1764	443	324	192	216	267



Optical Accessories

Linear spread lens

Description	Part ID	C1
IO-180-DOC140-LED-FT	134-1816	171



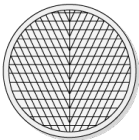
Flood lens

Description	Part ID	C1
IO-360-DOC140-LED-FT	134-1818	171



Wallwash lens

Description	Part ID	C1
IO-20-WW-DOC140-LED-FT	134-1817	171



C1