



Description

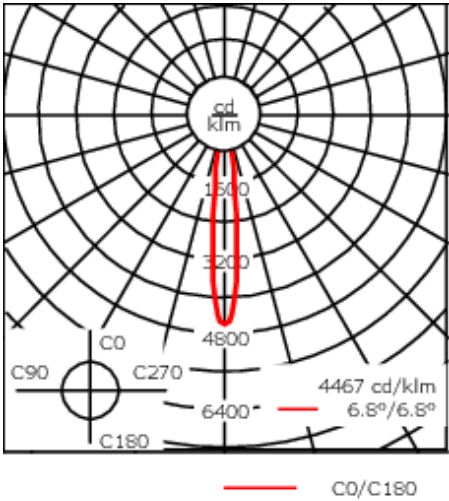
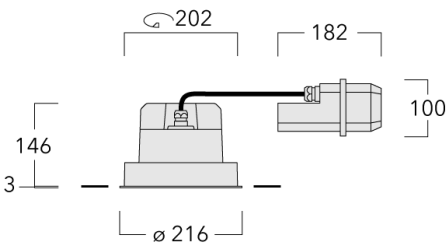
IP66, Class I. Class II on request. IK07. Marine-grade, die-cast aluminium alloy. 5CE superior corrosion protection including PCS hardware. Silicone CCG® Controlled Compression Gasket. Safety glass lens. Two cable entries. Integral EC electronic converter in thermally separated compartment. Darklight anodised aluminium reflector for superior illumination and glare control. Factory-installed LED circuit board. The luminaire is factory- sealed and does not need to be opened during the installation.

Suitable for mounting up to max. 40 mm ceiling thickness. A pre-installation blackout, proud or flush, is available and recommended for mounting in concrete ceilings. To be ordered separately.

A maximum of one internal optical accessory.

The luminaire is not suitable for chlorine containing environments e.g. swimming pool. Special version suitable for chlorine containing environments, on request. Must be specified at time of ordering.

Weight	2.8 kg
Light distribution	symmetric, narrow beam [E]
Light source	LED-FT-37W / 1050 mA - 2700 K
CRI	80
Power supply	EC
LEDs	1
Rated input power	42 W
Rated lumens (lm)	
LED Lumen	1822.3
Total Lumen	1822.3
Ta	25
Nominal Lumen (lm)	
LED Lumen	6130
Total Lumen	6130
Tc	25



Specifications

Material description

Body	Marine-grade, die-cast aluminium alloy
Lens	Safety glass lens
Colours	<div><div></div> RAL9004 Signal black</div> <div><div></div> RAL9006 White aluminium</div> <div><div></div> RAL9007 Grey aluminium</div> <div><div></div> RAL7016 Anthracite grey</div> <div><div></div> RAL9016 Traffic white</div>
Gasket	Silicone CCG® Controlled Compression Gasket
Fasteners	PCS Polymer Coated Stainless Steel Hardware
Ingress protection	IP66
Impact resistance	IK07
Corrosion resistance	5CE

Electrical description

Power supply	220-240V / 50-60 Hz
Driver / Ballast	Standard. Optional DALI version available. To be specified at time of ordering.
Power factor	> 0.9

Additional information

Lifetime	Ta=25° L70B50 > 50000h
Energy efficiency class	D (Light source)

Control

DALI interface

Description	Part ID	C
DALI interface	430-0013	90

Mounting Accessories

Installation blackout, proud

Description	Part ID	A	B	C1	D1
BD014-I	134-1763	443	324	192	216



Installation blackout, flush with shadow line

Description	Part ID	A	B	C1	D1	D2
BD014-III	134-1764	443	324	192	216	267



Optical Accessories

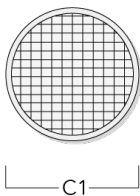
Linear spread lens

Description	Part ID	C1
IO-180-DOC140-LED-FT	134-1816	171



Flood lens

Description	Part ID	C1
IO-360-DOC140-LED-FT	134-1818	171



Wallwash lens

Description	Part ID	C1
IO-20-WW-DOC140-LED-FT	134-1817	171

