



### Description

IP69. IK08. Marine-grade, all-aluminium construction. Anodized aluminium extrusion. PCS hardware. Silicone rubber gasket. Complete with cable gland and 0.5 m of flexible PVC-free cable. Safety glass lens. Luminaire can be driven over at low speed, without accelerating or turning, by vehicles with air-filled tyres, at a weight up to 5 tonnes per wheel. Max. static load, 3 tonnes (according to DIN EN 60598-2-13). Luminaire is factory-sealed and does not need to be opened during installation. Optional 2200 K version available. To be specified at time of ordering.

Integral EC electronic converter in thermally-separated compartment. Advanced thermal management protects LEDs while optimising lumens output. Removable LED boards for upgrading. DALI interface.

Sealable junction box included in supply.

Pre-installation blackout is recommended for mounting, available on request.

Weight	4.60 kg
Light distribution	symmetric linear, wide beam [LB]
Light source	LED-32/20W / 225 mA - 2700 K
CRI	80
Power supply	EC
LEDs	32
Rated input power	23.5 W

### Nominal Lumen (lm)

LED Lumen	90
Total Lumen	2880
Tj	85

### Rated lumens (lm)

LED Lumen	59.9
Total Lumen	1915.7
Ta	25



## Specifications

### Material description

Body	Marine-grade, all-aluminium construction
Lens	Safety glass lens
Colours	
Gasket	Silicone rubber gasket
Fasteners	PCS hardware
Ingress protection	IP69
Impact resistance	IK08

### Electrical description

Power supply	220-240V / 50-60 Hz
Driver / Ballast	Integral electronic converter with DALI interface in thermally-separated compartment
Power factor	> 0.9

### Additional information

Lifetime	Ta=25° L90B10 > 90000h
----------	------------------------

**Mounting Accessories**

**Installation blackout, Type II**

Description	Part ID	A	C1	D1	D2	Weight (kg)
BEV120-II-1/627 (1 luminaire)	186-0281	675	130	55	120	2.50



BEV120-II-2/627 (2 luminaires)	186-0282	1304	130	55	120	4.60
--------------------------------	----------	------	-----	----	-----	------

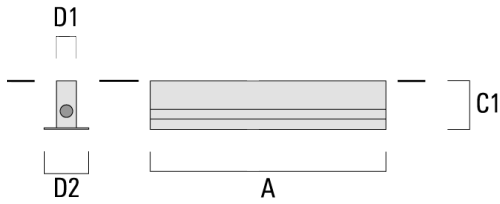


**ETV120 LED**

Description	Part ID	A	C1	D1	D2	Weight (kg)
BEV120-II-3/627 (3 luminaires)	186-0283	1933	130	55	120	6.70



BEV120-II-4/627 (4 luminaires)	186-0284	2562	130	55	120	8.60
--------------------------------	----------	------	-----	----	-----	------



186-0436

ETV120 LED

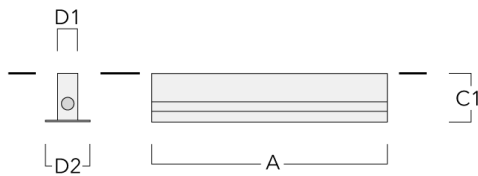
**we-ef**

**Installation blackout, Type I**

Description	Part ID	A	C1	D1	D2	Weight (kg)
BEV120-I-1/627 (1 luminaire)	186-0306	675	160	55	120	3.40



BEV120-I-2/627 (2 luminaires)	186-0307	1304	160	55	120	6.30
-------------------------------	----------	------	-----	----	-----	------



**WE-EF LIGHTING (Thailand) Co., Ltd.**

57 Moo 5, Kingkaew Rd., Bangplee, 10540 Samutprakarn - Phone: +66 2 738 96 20 - Fax: +66 2 738 96 29

<https://we-ef.com/asia>

Subject to technical changes and errors. - Generated on 23/11/2024

186-0436

ETV120 LED

**we-ef**

---

Description	Part ID	A	C1	D1	D2	Weight (kg)
BEV120-I-3/627 (3 luminaires)	186-0308	1933	160	55	120	9.10

---



---

BEV120-I-4/627 (4 luminaires)	186-0309	2562	160	55	120	12
-------------------------------	----------	------	-----	----	-----	----

---



**WE-EF LIGHTING (Thailand) Co., Ltd.**

57 Moo 5, Kingkaew Rd., Bangplee, 10540 Samutprakarn - Phone: +66 2 738 96 20 - Fax: +66 2 738 96 29

<https://we-ef.com/asia>

Subject to technical changes and errors. - Generated on 23/11/2024

186-0436

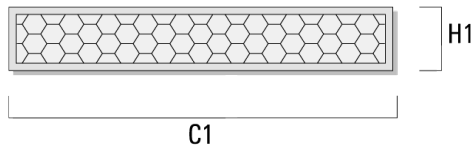
ETV120 LED

**we-ef**

## Optical Accessories

### Honeycomb louvre

Description	Part ID	C1	H1
Honeycomb louvre IW	186-0294	598	30



**WE-EF LIGHTING (Thailand) Co., Ltd.**

57 Moo 5, Kingkaew Rd., Bangplee, 10540 Samutprakarn - Phone: +66 2 738 96 20 - Fax: +66 2 738 96 29

<https://we-ef.com/asia>

Subject to technical changes and errors. - Generated on 23/11/2024