



Description

IP67*, Class I. Class II on request. IK08. Marine-grade all aluminium construction. Anodized aluminium extrusion. PCS hardware. Silicone rubber gasket. Safety glass lens. Luminaire can be driven over at low speed, without accelerating or turning, by vehicles with air-filled tyres, at a weight up to 5 tonnes per wheel. Max. static load, 3 tonnes (according to DIN EN 60598-2-13). Factory-sealed termination chamber complete with cable gland and 0.5 m of flexible cable, including sealable junction box SJB. Linear PMMA LED lens. Factory installed LED circuit board. LED board can be easily removed for upgrading. Luminaire is factory sealed and does not need to be opened during installation. Integral electronic converter with DALI interface in thermally-separated compartment. Luminaires with [LB/IW] [LM/IW] and [LE/IW] light distribution are supplied with honeycomb shield IW to reduce stray light.

Optional 2200 K version available. To be specified at time of ordering.

Eco Step Dim® on request.

The optional installation blackout is recommended for mounting. To be ordered separately.

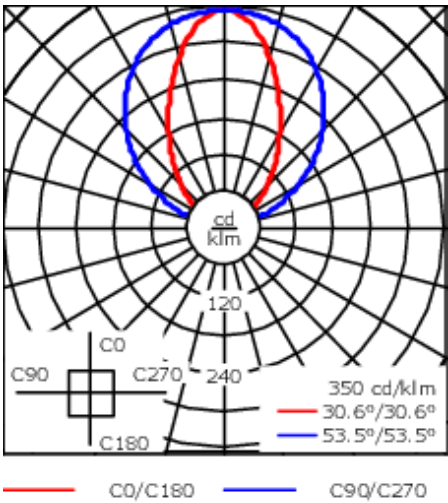
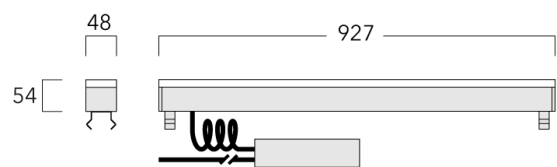
Weight	6.00 kg
Light distribution	symmetric linear, wide beam [LB]
Light source	LED-48/30W / 225 mA - 2700 K
CRI	80
Power supply	EC
LEDs	48
Rated input power	33.5 W

Nominal Lumen (lm)	
LED Lumen	90
Total Lumen	4320
Tj	85

Rated lumens (lm)	
LED Lumen	59.9
Total Lumen	2873.6
Ta	25

The luminaire is not suitable for permanent underwater operation and must be switched off in the event of flooding.

* Additionally tested to IP66, IP67, IP68 0.1 bar 3h, up to 1 m depth according to DIN EN 60598 and IP69K/80° according to DIN EN 60529.



Specifications

Material description

Body	Marine-grade all aluminium construction. Anodized aluminium extrusion.
Lens	Safety glass lens
Colours	
Gasket	Silicone rubber gasket
Fasteners	PCS polymer coated stainless steel
Ingress protection	IP67
Impact resistance	IK08

Electrical description

Power supply	220-240V / 50-60 Hz
Driver / Ballast	DALI
Power factor	> 0.9
Surge protection	1/2 kV

Additional information

Lifetime	Ta=25° L90B10 > 90000h
Energy efficiency class	D (Light source)

Electrical Accessories

Sealable junction box

Description	Part ID	C1	M1	M2
Sealable junction box SJB130	185-1624	146	Ø 10	Ø 12 - 19



Optical Accessories

Honeycomb louvre

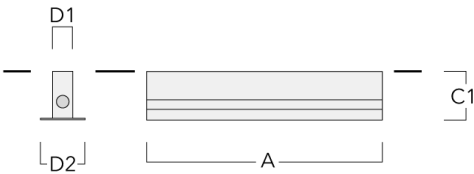
Description	Part ID	C1	H1
IW for ETV130	186-0295	898	30



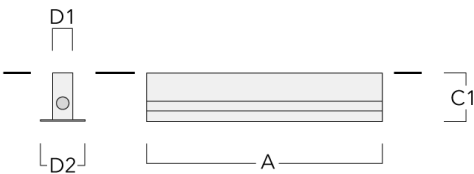
Mounting Accessories

Installation blackout, Type I

Description	Part ID	A	C1	D1	D2	Weight (kg)
BEV130-I-1/927 (1 luminaire)	186-0310	975	160	55	120	4.70

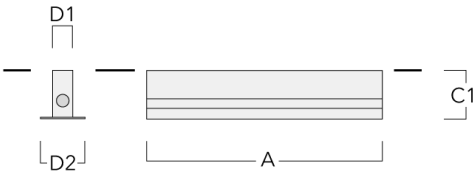


BEV130-I-2/927 (2 luminaires)	186-0311	1904	160	55	120	9
-------------------------------	----------	------	-----	----	-----	---



ETV130 LED

Description	Part ID	A	C1	D1	D2	Weight (kg)
BEV130-I-3/927 (3 luminaires)	186-0312	2833	160	55	120	13.20



BEV130-I-4/927 (4 luminaires)	186-0313	3762	160	55	120	17.50
-------------------------------	----------	------	-----	----	-----	-------

