



Description

IP69K. Class I. IK08. Marine-grade, all aluminum construction. Anodized aluminum extrusion. PCS hardware. Silicone CCG® Controlled Compression Gasket. Safety glass lens; max static load, 3.3 tons (6,600 lbs) (according to DIN EN 60598-2-13). Luminaire can be driven over at low speed, without accelerating or turning, by vehicles with air-filled tires, at a weight up to 5.5 tons (11,000 lbs) per wheel. Factory-sealed termination chamber complete with cable gland and 3 ft of flexible PVC-free, gel-impregnated anti-wicking cable. Linear PMMA LED lens. Integral driver in thermally separated compartment. Factory-installed LED circuit board. LED board can be easily removed for upgrading. 0-10V Dimming. Luminaire is factory-sealed and does not need to be opened during installation.

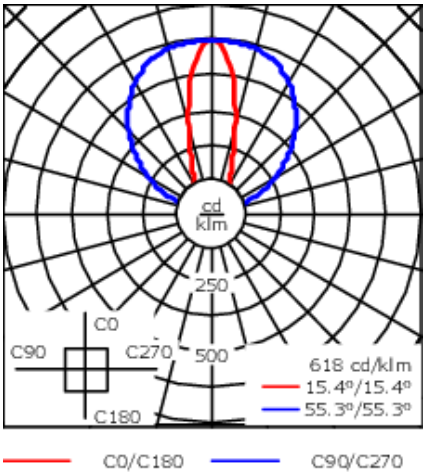

The installation blackout to be ordered separately; blockouts can house between 1-4 luminaires.

Specify product with 7 Digit product code - Finish Color. Accessories, such as mounting, optical, and electrical, must be specified separately.
Example: XXX-XXXX-9004 (Black)
+ XXX-XXXX (Accessory 1)

| | |
|--------------------|------------------------------------|
| Weight | 13.50 lb |
| Light distribution | symmetric linear, medium beam [LM] |
| Light source | LED-48/30W / 225 mA - 2700 K |
| CRI | 80 |
| Power supply | electronic gear |
| LEDs | 48 |
| Rated input power | 33.5 W |

| | |
|--------------------|------|
| Nominal Lumen (lm) | |
| LED Lumen | 90 |
| Total Lumen | 4320 |
| Tj | 85 |

| | |
|-----------------------|--------|
| Delivered lumens (lm) | |
| LED Lumen | 66.9 |
| Total Lumen | 3210.6 |
| Ta | 25 |



Specifications

Material description

| | |
|--------------------|--|
| Body | Marine-grade all aluminium construction. Anodized aluminium extrusion. |
| Lens | Safety glass lens |
| Colors | |
| Gasket | Silicone CCG® Controlled Compression Gasket |
| Fasteners | PCS polymer coated stainless steel |
| Ingress protection | IP69K - HIGHEST PROTECTION RATING AVAILABLE |
| Impact resistance | IK08 |

Electrical description

| | |
|------------------|---|
| Power supply | Integral [ECG] electronic driver 120V-277V. 0-10V dimmable, to be specified with order. |
| Driver / Ballast | Electronic converter with 0-10V interface |
| Power factor | > 0.9 |

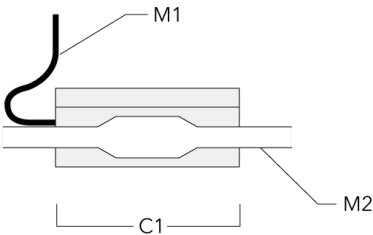
Additional information

| | |
|----------|--|
| Lifetime | Ta=25°/40° L90B10 > 90000h |
| Listings | ETL, UL-1598, CSA-C22.2#250.0. Suitable for Wet Locations. |

Electrical Accessories

Sealable junction box

| Description | Part ID | C1 | M1 | M2 |
|-------------------------------|----------|------|--------|---------------|
| Sealable junction box SJB 130 | 185-1624 | 5.75 | Ø 0.39 | Ø 0.47 - 0.75 |



Optical Accessories

Honeycomb louvre

| Description | Part ID | C1 | H1 |
|---------------|----------|-------|------|
| IW for ETV130 | 186-0295 | 35.35 | 1.18 |



Mounting Accessories

Installation blockout, Type I

| Description | Part ID | A | C1 | D1 | D2 | Weight (lb) |
|------------------------------|----------|--------|------|------|------|-------------|
| BEV130-I-1/927 (1 luminaire) | 186-0310 | 38.38" | 6.30 | 2.13 | 4.72 | 10.36 lbs |



| | | | | | | |
|-------------------------------|----------|-------|------|------|------|-------|
| BEV130-I-2/927 (2 luminaires) | 186-0311 | 74.96 | 6.30 | 2.13 | 4.72 | 19.84 |
|-------------------------------|----------|-------|------|------|------|-------|



| Description | Part ID | A | C1 | D1 | D2 | Weight (lb) |
|-------------------------------|----------|--------|------|------|------|-------------|
| BEV130-I-3/927 (3 luminaires) | 186-0312 | 111.54 | 6.30 | 2.13 | 4.72 | 29.10 lbs |



| | | | | | | |
|-------------------------------|----------|--------|------|------|------|-------|
| BEV130-I-4/927 (4 luminaires) | 186-0313 | 148.11 | 6.30 | 2.13 | 4.72 | 38.58 |
|-------------------------------|----------|--------|------|------|------|-------|

