



Description

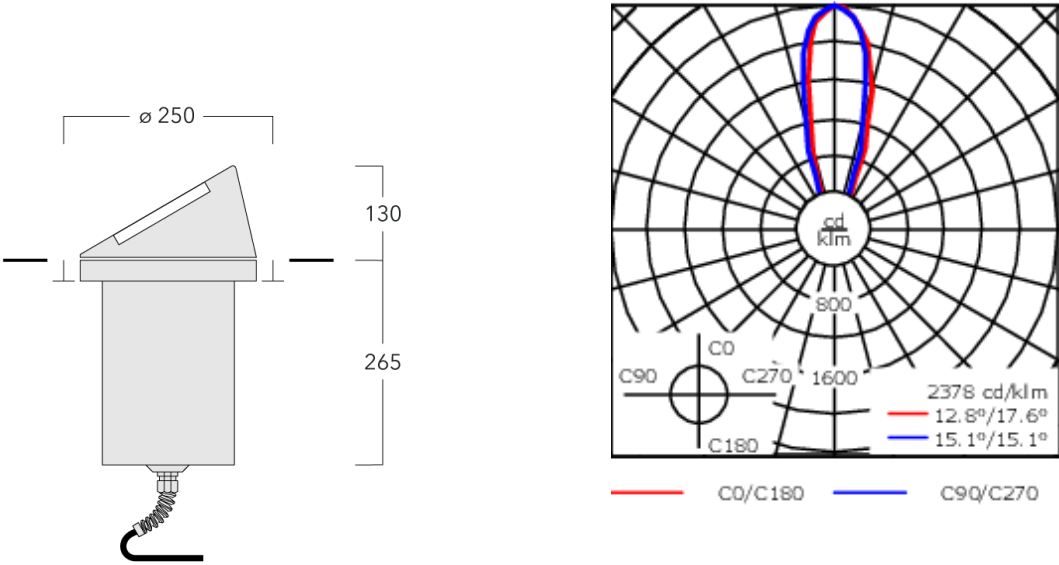
IP67, Class I. IK07. Stainless steel construction inground section. Die-cast hood with 30° angle made from marine-grade aluminium alloy avoids glare to passers-by and helps prevent accumulation of insects, leaves and debris on the lens. 5CE superior corrosion protection including PCS hardware. Silicone rubber gasket. Safety glass lens. Integral EC electronic converter in thermally separated compartment. CAD-optimised optics for superior illumination and glare control. Factory installed LED circuit board. Factory-sealed termination chamber complete with cable gland including spiral cable bending protection and 1.5 m of flexible PVC free cable.

The optional installation blackout is recommended for mounting. To be ordered separately.

Weight	7.90 kg
Light distribution	symmetric, medium beam [M]
Light source	LED-12/18W / 500 mA - 2700 K
CRI	80
Power supply	EC
LEDs	12
Rated input power	21 W

Nominal Lumen (lm)	
LED Lumen	200
Total Lumen	2400
Tj	85

Rated lumens (lm)	
LED Lumen	136.1
Total Lumen	1632.6
Ta	25



Specifications
Material description

Body	Stainless steel constrution. Marine grade high pressure die cast aluminum frame.
Lens	Safety glass lens
Colours	<div><div></div> RAL9004 Signal black</div> <div><div></div> RAL9006 White aluminium</div> <div><div></div> RAL9007 Grey aluminium</div> <div><div></div> RAL7016 Anthracite grey</div> <div><div></div> RAL9016 Traffic white</div>
Gasket	Silicone rubber gasket
Fasteners	PCS Polymer Coated Stainless Steel Hardware
Ingress protection	IP67
Impact resistance	IK07
Corrosion resistance	5CE

Electrical description

Power supply	220-240V / 50-60 Hz
Driver / Ballast	Integral EC electronic converter
Power factor	> 0.9
Surge protection	6/6 kV

185-3531

ESC130 LED

we-ef

Additional information

Lifetime Ta=25° L90B10 > 90000h

Energy efficiency class C-D (Light source)

WE-EF LEUCHTEN GmbH

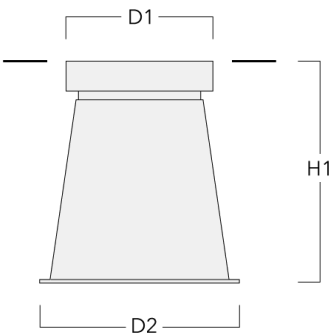
Töpinger Straße 16, 29646 Bispingen, Germany - Phone: +49 5194 909-0
info@we-ef.com - <https://we-ef.com>

Subject to technical changes and errors. - Generated on 15/08/2025

Mounting Accessories


Installation blackout

Description	Part ID	D1	D2	H1	Weight (kg)	D	H
Blockout, Plastic	185-0322	250	270	375	1.50	250/270	375



Installation cover

Description	Part ID	C1
Installation cover BE	185-0325	250



Electrical Accessories

Sealable junction box

Description	Part ID	C1	M1	M2
Sealable junction box SJB130	185-1624	146	Ø 10	Ø 12 - 19

