



Description

IP67. Class III. IK09. Stainless steel construction including PCS hardware. Silicone rubber gasket. Safety glass lens. Luminaire can be driven over at low speed. Factory-sealed termination chamber complete with cable gland and 1.5 m of flexible PVC free cable. IP68 in-line connector facilitates easy removal for off-site lamp replacement. Factory installed LED circuit board. LED boards can be easily removed for upgrading.

Luminaire requires installation blockout. To be ordered separately.

The luminaire is not suitable for permanent underwater operation.

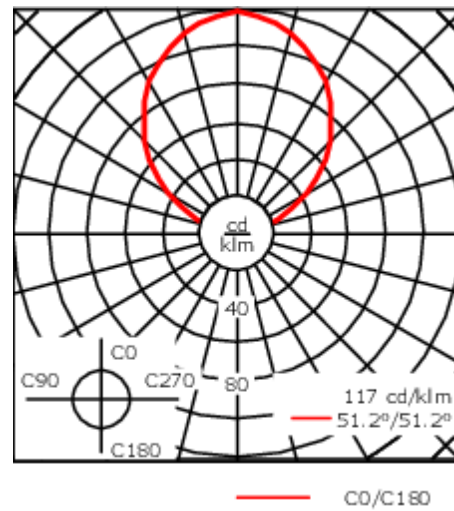
Weight	1.00 kg
Light distribution	symmetric, diffused distribution
Light source	LED-1/1W - 2700 K
CRI	80
LEDs	1
Rated input power	1 W

Nominal Lumen (lm)

LED Lumen	145
Total Lumen	145
T _j	85


Rated lumens (lm)

LED Lumen	43
Total Lumen	43
T _a	25



Specifications

Material description

Body	Stainless steel construction
Lens	Safety glass lens; max. load 5 tonnes
Colours	 Stainless Steel
Gasket	Silicone rubber gasket
Fasteners	PCS polymer coated stainless steel
Ingress protection	IP67
Impact resistance	IK09

Electrical description

Driver / Ballast	Electronic converter required. To be ordered separately.
Surge protection	1/2 kV (optional SP10)

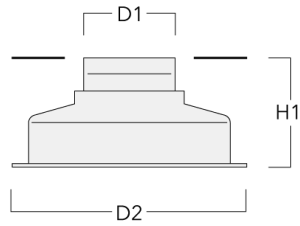
Additional information

Lifetime	Ta=25° L90B10 > 90000h
Energy efficiency class	E (Light source)

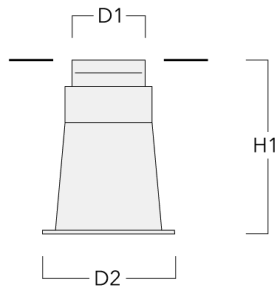
Mounting Accessories

Installation blackout

Description	Part ID	D1	D2	H1	Weight (kg)	D	H
Blockout, Plastic (shallow)	185-0412	95	240	110	0.50	95/240	110



Blockout, Plastic (deep)	185-0797	95	170	220	0.50	95/170	220
--------------------------	----------	----	-----	-----	------	--------	-----




185-3386

ETC119 LED

we-ef

Installation cover

Description	Part ID	C1
Installation cover BE	185-0414	95



WE-EF LEUCHTEN GmbH

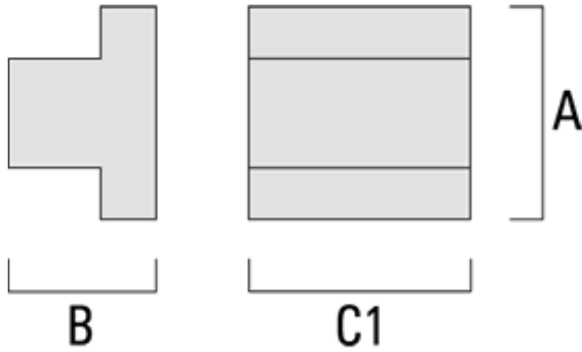
Töpinger Straße 16, 29646 Bispingen, Germany - Phone: +49 5194 909-0
info@we-ef.com - <https://we-ef.com>

Subject to technical changes and errors. - Generated on 23/11/2024

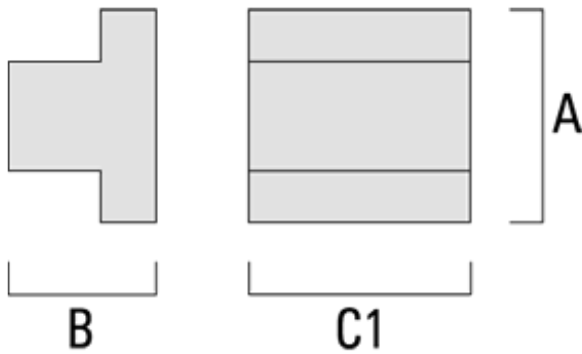
Electrical Accessories

Transformers

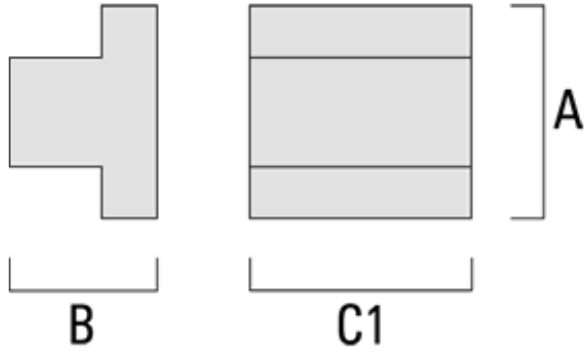
Description	Part ID	A	B	C1	C
Transformer AC 12 V/300 W	185-1550	185	105	90	105



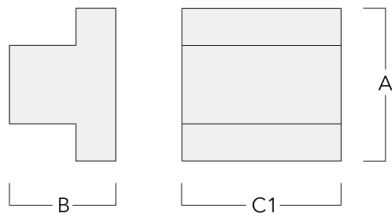
Transformer AC 12 V/20 W	185-1796	140	65	90	90
--------------------------	----------	-----	----	----	----



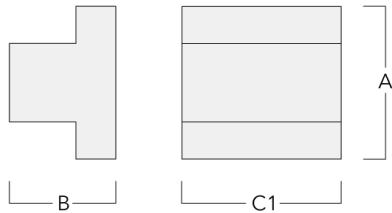
Description	Part ID	A	B	C1	C
Transformer AC 12 V/100 W	185-1797	170	80	90	100



Transformer TVM-AC 24 V/20W	185-2884	140	65	90
-----------------------------	----------	-----	----	----

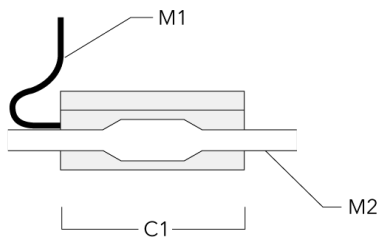


Description	Part ID	A	B	C1	C
Transformer TVM-AC 24 V/50W	185-2885	140	65	90	



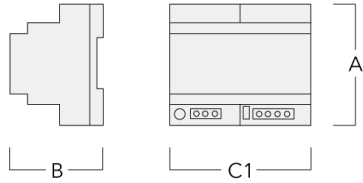
Sealable junction box

Description	Part ID	C1	M1	M2
Sealable junction box SJB130	185-1624	146	Ø 10	Ø 12 - 19



Main converter

Description	Part ID	A	B	C1
Main converter TVE-DC 24 V/12 W	400-0310	90	61	18



Main converter TVE-DC 24 V/60 W	400-0311	89	59	72
---------------------------------	----------	----	----	----

