



Description

IP67. 12V - 24V AC/DC. Class III. IK09. Stainless steel construction. PCS hardware. Silicone CCG® Controlled Compression Gasket. Safety glass lens; max load 5.5 tons (11,000 lbs). Factory-sealed termination chamber complete with cable gland and 3 ft of flexible PVC-free cable. CAD-optimized optics for superior illumination and glare control. Driver required; to be ordered separately. Factory-installed LED circuit board.

Suitable for flush installation in concrete or earth. Deep concrete-pour installation blockout supplied as standard with luminaire.

IP68 in-line connector facilitates easy removal for off-site lamp replacement.

Specify product with 7 Digit product code - Finish Color. Accessories, such as mounting, optical, and electrical, must be specified separately.
Example: XXX-XXXX-9004 (Black)
+ XXX-XXXX (Accessory 1)

Weight	3.00 lb
Light distribution	symmetric, very narrow beam, 'sharp cut-off' [VNS]
Light source	LED-3/3W / 24V AC/DC - 2700 K
CRI	80
LEDs	3
Rated input power	3.8 W

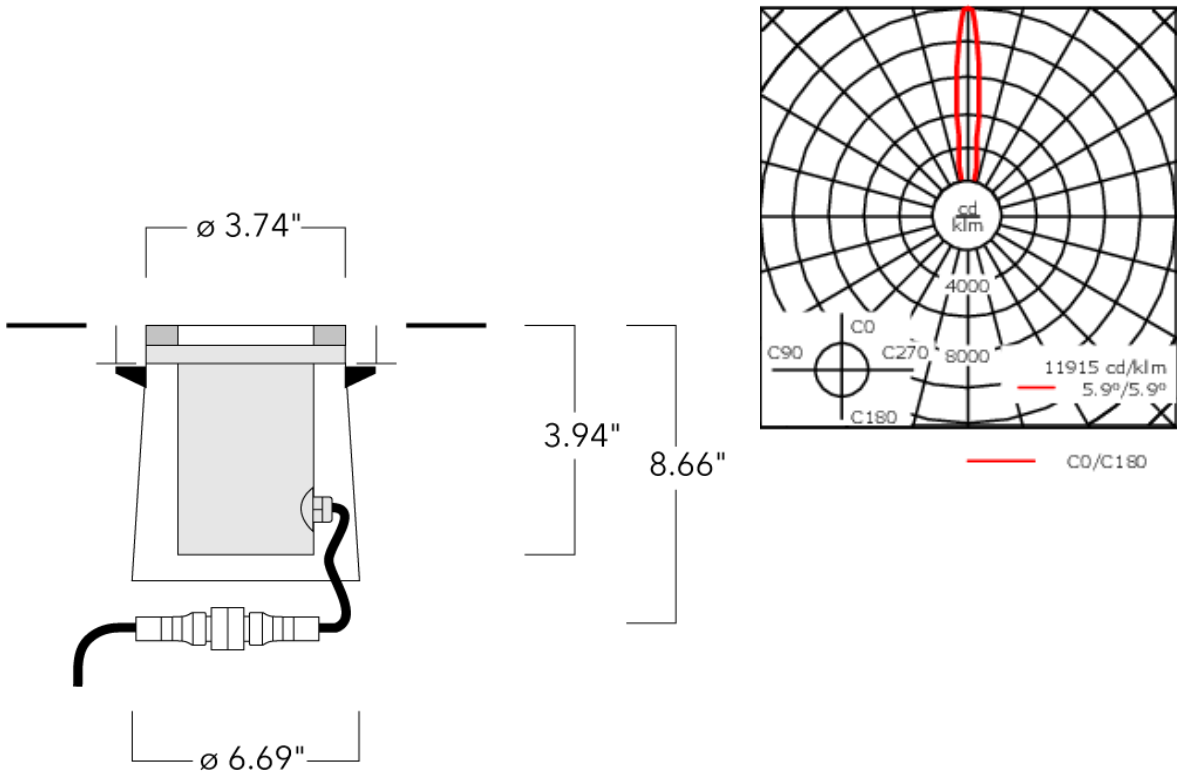
Nominal Lumen (lm)	
LED Lumen	145
Total Lumen	435
Tj	85

Delivered lumens (lm)	
LED Lumen	112.6
Total Lumen	337.9
Ta	25

185-3539

ETC110-3 LED

we-ef



Specifications

Material description

Body	Luminaire body constructed of stainless steel. Outer housing composite material.
Lens	Clear tempered glass lens. Max. load 5 tonnes.
Colors	<div></div> Stainless Steel
Gasket	Silicone rubber gasket
Fasteners	PCS polymer coated stainless steel
Ingress protection	IP67
Impact resistance	IK09
Corrosion resistance	5CE

185-3539



ETC110-3 LED

Electrical description

Power supply	Requires remote [RT] mounted 120-12 volt AC Class 2 power supply, to be ordered separately
Driver / Ballast	N/A
Termination	Factory sealed termination chamber

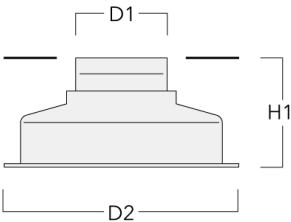
Additional information

Lifetime	Ta=25°/40° L90B10 > 90000h
Listings	ETL, UL-1598, CSA-C22.2#250.0. Suitable for Wet Locations.

Mounting Accessories

Installation blackout

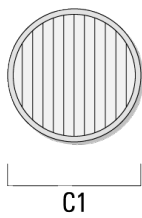
Description	Part ID	D1	D2	H1	Weight (lb)	D	H
Blockout, Plastic	185-0412	3.74	9.45	4.33	1.1	95/240	110



Optical Accessories

Linear spread lens

Description	Part ID	C1
Linear spread lens IO-180	185-0895	1.93



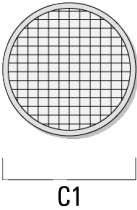
185-3539

ETC110-3 LED



Softening Lens

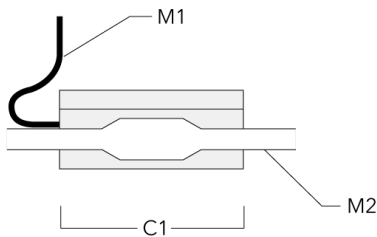
Description	Part ID	C1
Flood lens IO-360	185-0899	1.93



Electrical Accessories

Sealable junction box

Description	Part ID	C1	M1	M2
Sealable junction box SJB 130	185-1624	5.75	Ø 0.39	Ø 0.47 - 0.75



Transformers

Description	Part ID
Transformer 120 V - 12 V AC 24.0 W	185-6904
Transformer 120 V - 12 V AC 96.0 W	185-6905
Transformer 120 V - 12 V AC 240.0 W	185-6906