

185-3501

ETC120-GB LED



Description

IP69K. Class I. IK10+. Stainless steel construction. PCS hardware. Silicone CCG® Controlled Compression Gasket. Safety glass lens; max load 5.5 tons (11,000 lbs). Luminaire can be driven over at low speed. Cable gland with spiral cable bending protection. Factory-sealed termination chamber complete with cable gland and 3 ft of flexible PVC-free, gel-impregnated anti-wicking cable. CAD-optimized optics for superior illumination and glare control. Integral driver in thermally separated compartment. OLC® One LED Concept. Factory-installed LED circuit board. Gimbal mounted, 355° rotatable and 20° tiltable. 'No tool' removable gear/lens tray.

Suitable for flush installation in concrete or earth. The concrete-pour installation blockout is supplied as standard with luminaire.

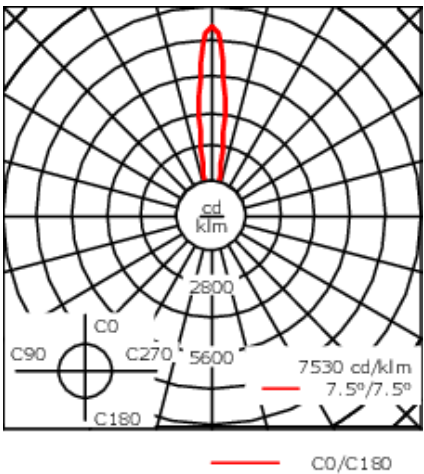
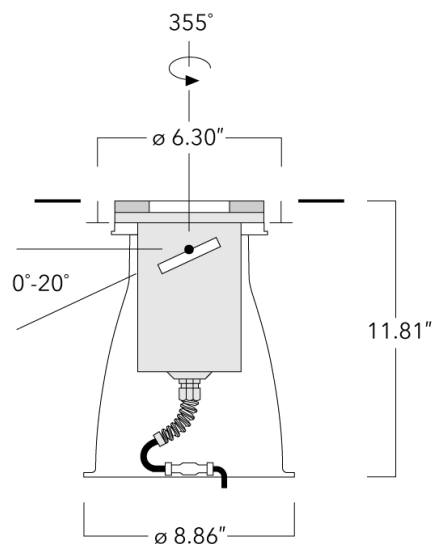
Specify product with 7 Digit product code - Finish Color. Accessories, such as mounting, optical, and electrical, must be specified separately.

Example: XXX-XXXX-9004 (Black)
+ XXX-XXXX (Accessory 1)

Weight	10.30 lb
Light distribution	symmetric, very narrow beam [VN]
Light source	LED-3/6W / 700 mA - 2700 K
CRI	80
Power supply	electronic gear
LEDs	3
Rated input power	7.5 W

Nominal Lumen (lm)	
LED Lumen	270
Total Lumen	810
Tj	85

Delivered lumens (lm)	
LED Lumen	201.9
Total Lumen	605.8
Ta	25



Specifications
Material description

Table with 2 columns: Component and Description. Rows include Body, Lens, Colors, Gasket, Fasteners, Ingress protection, Impact resistance, and Corrosion resistance.

Electrical description

Table with 2 columns: Component and Description. Rows include Power supply, Driver / Ballast, Termination, and Power factor.

185-3501

ETC120-GB LED



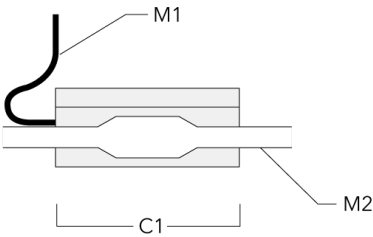
Additional information

Lifetime	Ta=25°/40° L90B10 > 90000h
Dimming	Consult factory for dimming availability.
Listings	ETL, UL-1598, CSA-C22.2#250.0. Suitable for Wet Locations.

Electrical Accessories

Sealable junction box

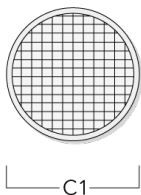
Description	Part ID	C1	M1	M2
Sealable junction box SJB 130	185-1624	5.75	Ø 0.39	Ø 0.47 - 0.75



Optical Accessories

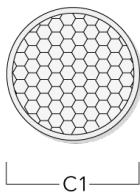
Softening Lens

Description	Part ID	C1
Flood lens IO-360	185-2865	2.36



Honeycomb louvre

Description	Part ID	C1
IW-ETC120_GB_LED Honeycomb louvre	185-2869	2.89



Linear spread lens

Description	Part ID	C1
Linear spread lens IO-180	185-9612	2.36

