



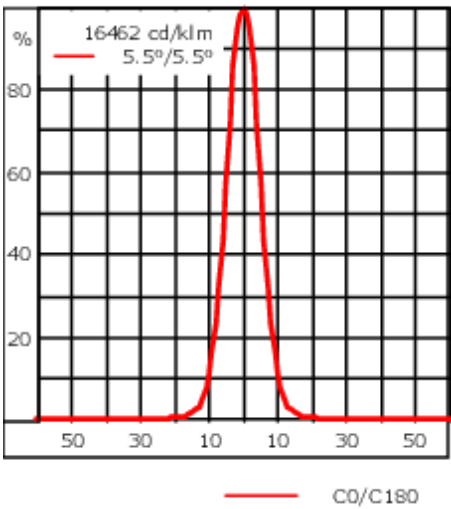
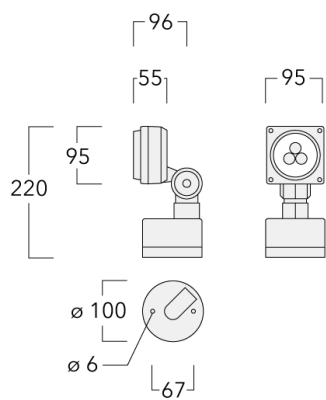
Description

IP66, Class I. IK07. Marine-grade, die-cast aluminium alloy. 5CE superior corrosion protection including PCS hardware. Silicone CCG_R_ Controlled Compression Gasket. Safety glass lens. Integral EC electronic converter in thermally separated compartment. CAD-optimised optics for superior illumination and glare control. OLC_R_ One LED Concept. Factory installed LED circuit board.The luminaire is factory- sealed and does not need to be opened during the installation. Optional 2200 K version available, except version [A20]. To be specified at time of ordering.

Weight	1.60 kg
Light distribution	symmetric, very narrow beam, sharp cut-off [EES]
Light source	LED-3/6W / 700 mA - 2700 K
CRI	80
Power supply	EC
LEDs	3
Rated input power	7.5 W

Nominal Lumen (lm)	
LED Lumen	270
Total Lumen	810
Tj	85

Rated lumens (lm)	
LED Lumen	217.4
Total Lumen	652.3
Ta	25



Specifications

Material description

Body	Marine-grade, die-cast aluminium alloy
Lens	Safety glass lens
Colours	<div><div></div> RAL9004 Signal black</div> <div><div></div> RAL9006 White aluminium</div> <div><div></div> RAL9007 Grey aluminium</div>
Gasket	Silicone CCG® Controlled Compression Gasket
Fasteners	PCS Polymer Coated Stainless Steel Hardware (unpainted)
Ingress protection	IP66
Impact resistance	IK07
Corrosion resistance	5CE+Primer

Electrical description

Power supply	230V / 50 Hz
Driver / Ballast	Integral EC electronic converter in thermally-separated compartment

Additional information

Lifetime	Ta=40° L90B10 > 90000h
Warranty	The product is supplied with 10-year warranty. Please refer to the LED Warranty Statement located on www.we-ef.com for further details.

Mounting Accessories

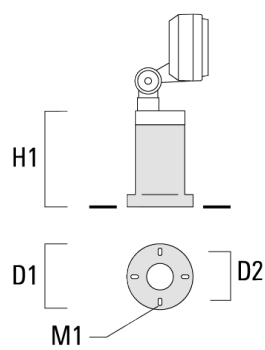
Ground spike EF

Description	Part ID	H1	Weight (kg)
Ground spike EF1-2/M5 for FLD100	145-9196	270	1.00



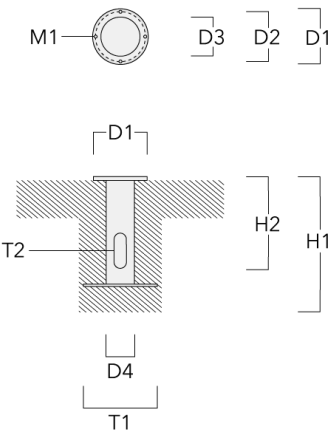
Short post EM

Description	Part ID	D1	D2	H1	M1	Weight (kg)
Short post EM1-2/M5	145-9200	160	130	200	9	1.10



Planted root

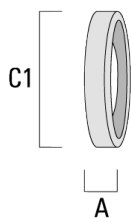
Description	Part ID	D1	D2	D3	D4	H1	H2	M1	T1	T2	Weight (kg)
Planted root ESV4	300-0461-AP	150	130	60	89	400	350	8	200	50 x 100	3.85



Optical Accessories

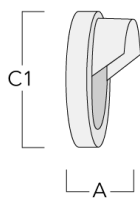
Optical Adaptor

Description	Part ID	A	C1
External optical adaptor EA	145-9830	53	91



Glare shield

Description	Part ID	A	C1
Glare shield ES	145-9831	53	91



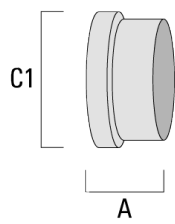
145-0311

FLD111 LED #3



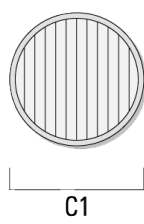
Snoot

Description	Part ID	A	C1
Snoot ET	145-9832	53	91



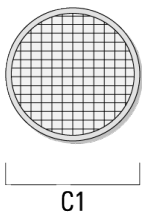
Linear spread lens

Description	Part ID	C1
EO-180-FLD111-LED	145-9833	68



Surface wash lens

Description	Part ID	C1
EO-360-FLD111-LED	145-9834	68



Wallwash lens

Description	Part ID	C1
Wallwash lens IO-20	145-9846	71

