



Description

IP66. Class I. Class II on request. IK10. Marine-grade, all-aluminium construction. Pole section features galvanised steel reinforcement core. 5CE superior corrosion protection including PCS hardware. Silicone CCG® Controlled Compression Gasket. RFC® Reflection Free Contour main lens. Integral EC electronic converter in thermally-separated compartment. DALI. CAD-optimised optics for superior illumination and glare control. Factory installed LED circuit board. Pre-wired post complete with cable connecting box and fuse for mains connection. Optional 2200 K version up to max. 1050mA available. To be specified at time of ordering.

Supplied as a complete luminaire (luminaire head and standpipe). Please note: The standpipe height must be entered for the photometric calculation.

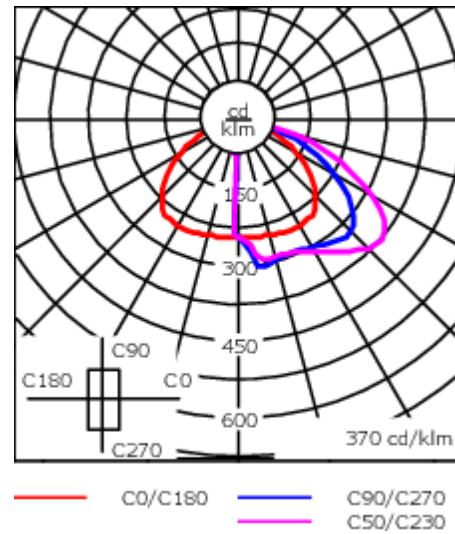
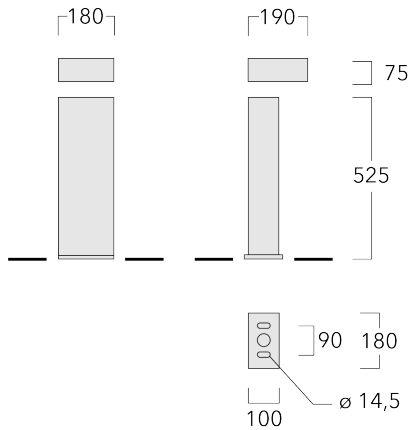
Weight	10.00 kg
Light distribution	rectangular, side throw [R45]
Light source	LED-3/9W / 1050 mA - 2700 K
CRI	80
Power supply	EC
LEDs	3
Rated input power	11 W

Nominal Lumen (lm)

LED Lumen	410
Total Lumen	1230
Tj	85

Rated lumens (lm)

LED Lumen	303
Total Lumen	909.1
Ta	25



Specifications

Material description

Body	Marine-grade, die-cast aluminium alloy. Inner steel core.
Lens	RFC® Reflection Free Contour main lens
Colours	<ul style="list-style-type: none"> RAL9004 Signal black RAL9006 White aluminium RAL9007 Grey aluminium RAL7016 Anthracite grey RAL9016 Traffic white
Gasket	Silicone CCG® Controlled Compression Gasket
Fasteners	PCS Polymer Coated Stainless Steel Hardware
Ingress protection	IP66/IP67
Impact resistance	IK10
Corrosion resistance	5CE

Electrical description

Power supply	220-240V / 50-60 Hz
Driver / Ballast	DALI
Power factor	> 0.9
Surge protection	10kV (SP10)

114-0185

PSY414 LED

we-ef

Additional information

Lifetime Ta=25° L90B10 > 90000h

Energy efficiency class Energy efficiency class

Fagerhult Lighting Ltd

33-34 Dolben Street, SE1 0UQ London, United Kingdom

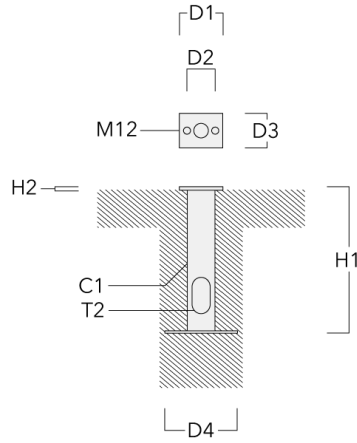
<https://we-ef.com/uk>

Subject to technical changes and errors. - Generated on 23/11/2024

Mounting Accessories

Planted root

Description	Part ID	C1	D1	D2	D3	D4	H1	H2	T2	Weight (kg)
Planted root ESV2	300-9115	76	120	90	95	200	400	10	62 x 100	3.80



Control**DALI interface**

Description	Part ID	Additional information	C
DALI interface	430-0013	DALI variant. The luminaire is equipped with a DT6 Dali driver (Dali 2.0).	90

Dali 2.0

- Application controllers and Input devices defined
- Single-masters and multi-masters allowed
- Event priorities defined
- Separate addressing & grouping from control gear

Note: Mixing Dali 1 and Dali 2.0 drivers can cause problems because the addressing and the command scope has changed!