



**Description**

IP66. Class I. IK10. Marine-grade, all aluminum construction. Pole section features galvanized steel reinforcement core. 5CE superior corrosion protection including PCS hardware. Silicone CCG® Controlled Compression Gasket. Polycarbonate main lens. CAD-optimized optics for superior illumination and glare control. Integral driver. OLC® One LED Concept. Factory-installed LED circuit board. 0-10V Dimming comes standard with luminaire.

Pre-wired post complete with 10kV surge protector in cable connection box.

Specify product with 7 Digit product code - Finish Color. Accessories, such as mounting, optical, and electrical, must be specified separately.

Example: XXX-XXXX-9004 (Black)  
+ XXX-XXXX (Accessory 1)

For DarkSky compliant configurations of this product, please find the spec sheet and DarkSky certificate in the library.

|                    |                              |
|--------------------|------------------------------|
| Weight             | 52.91 lb                     |
| Light distribution | [A60] Type IV Very Short     |
| Light source       | LED-6/18W / 1050 mA - 2700 K |
| CRI                | 80                           |
| Power supply       | electronic gear              |
| LEDs               | 6                            |
| Rated input power  | 21 W                         |

**Nominal Lumen (lm)**

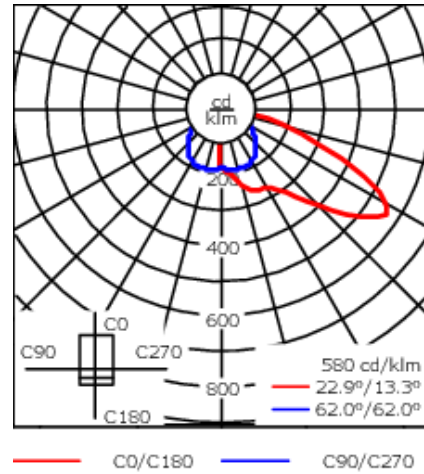
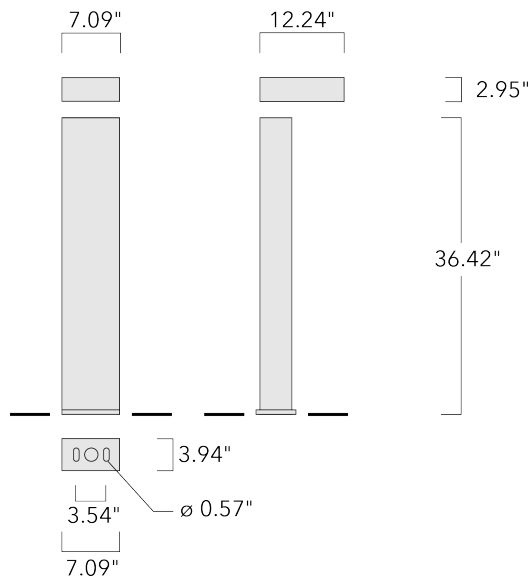
|             |      |
|-------------|------|
| LED Lumen   | 410  |
| Total Lumen | 2460 |
| Tj          | 85   |

**Rated lumens (lm)**

|             |        |
|-------------|--------|
| LED Lumen   | 307.9  |
| Total Lumen | 1847.6 |
| Ta          | 25     |

**WE-EF LIGHTING USA, LLC**

410-D Keystone Drive, 15086 Warrendale, PA 15086 - Phone: +1 724 742 0030  
customersupport.usa@we-ef.com - <https://we-ef.com/us>  
Subject to technical changes and errors. - Generated on 11/23/2024



## Specifications

### Material description

|                      |   |
|----------------------|---|
| Body                 | Marine-grade, all-aluminium construction. Pole section features galvanised steel reinforcement core   |
| Lens                 | RFC_R_ Reflection Free Contour main lens  |
| Colors               | <div style="display: flex; flex-direction: column; gap: 5px;"> <div><span style="display: inline-block; width: 20px; height: 10px; background-color: black; margin-right: 5px;"></span> RAL9004 Black</div> <div><span style="display: inline-block; width: 20px; height: 10px; background-color: grey; margin-right: 5px;"></span> RAL9007 Grey Metallic</div> <div><span style="display: inline-block; width: 20px; height: 10px; background-color: white; margin-right: 5px;"></span> RAL9016 White</div> <div><span style="display: inline-block; width: 20px; height: 10px; background-color: darkgrey; margin-right: 5px;"></span> RAL8019 Dark Bronze</div> </div> |
| Gasket               | Silicone CCG® Controlled Compression Gasket   |
| Fasteners            | PCS Polymer Coated Stainless Steel Hardware   |
| Ingress protection   | IP66/IP67   |
| Impact resistance    | IK10  |
| Corrosion resistance | 5CE   |

### Electrical description

|                  |   |
|------------------|---|
| Power supply     | Integral [ECG] electronic driver 120V-277V. 0-10V dimmable, to be specified with order. |
| Driver / Ballast | Integral EC electronic converter  |
| Power factor     | > 0.9   |

#### WE-EF LIGHTING USA, LLC

410-D Keystone Drive, 15086 Warrendale, PA 15086 - Phone: +1 724 742 0030  
 customersupport.usa@we-ef.com - <https://we-ef.com/us>  
 Subject to technical changes and errors. - Generated on 11/23/2024

**114-0191**

**PSY424 LED**

**we-ef**

**Additional information**

---

|            |   |
|------------|---|
| Lifetime   | Ta=25°/40° L90B10 > 90000h  |
| BUG Rating | Please see individual Spec Sheets for classification of Backlight, Uplight and Glare. |
| Listings   | ETL Listed. Suitable for wet locations.   |

---

**WE-EF LIGHTING USA, LLC**

410-D Keystone Drive, 15086 Warrendale, PA 15086 - Phone: +1 724 742 0030  
customersupport.usa@we-ef.com - <https://we-ef.com/us>  
Subject to technical changes and errors. - Generated on 11/23/2024

114-0191

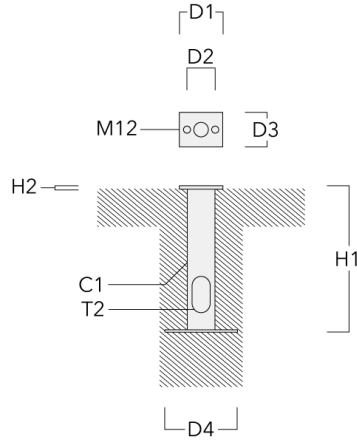
PSY424 LED

**we-ef**

## Mounting Accessories

### Planted root

| Description       | Part ID  | C1   | D1   | D2   | D3   | D4   | H1    | H2   | T2       | Weight (lb) |
|-------------------|----------|------|------|------|------|------|-------|------|----------|-------------|
| Planted root ESV2 | 300-9115 | 2.99 | 4.72 | 3.54 | 3.74 | 7.87 | 15.75 | 0.39 | 62 x 100 | 8.37        |



#### WE-EF LIGHTING USA, LLC

410-D Keystone Drive, 15086 Warrendale, PA 15086 - Phone: +1 724 742 0030

customersupport.usa@we-ef.com - <https://we-ef.com/us>

Subject to technical changes and errors. - Generated on 11/23/2024