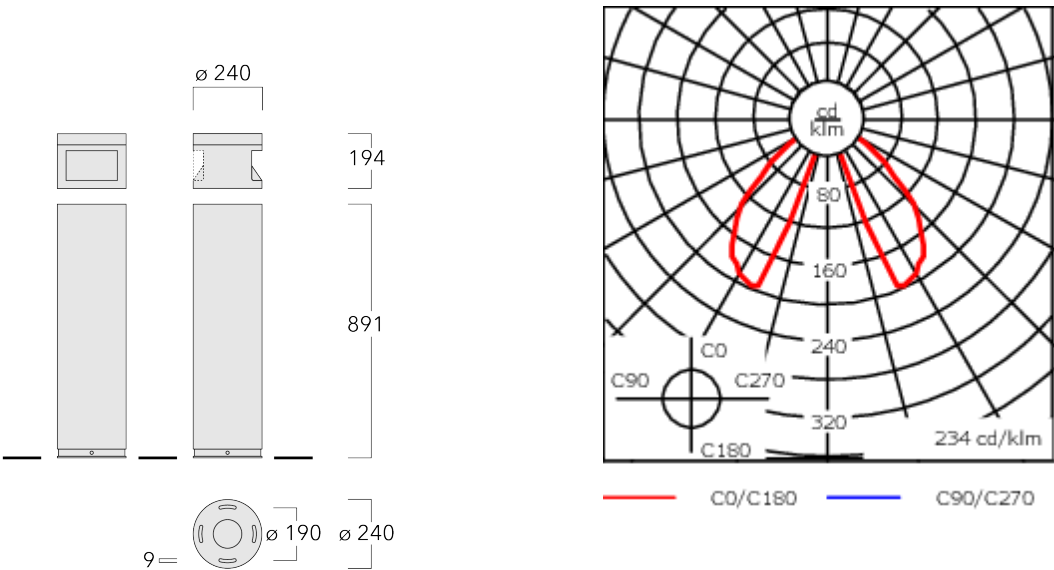




Description

IP66, Class I. IK10. Marine-grade, all aluminium construction. 5CE superior corrosion protection + primer including PCS hardware. Silicone rubber gasket. Diffused glass lens. Integral EC electronic converter in thermally-separated compartment. Factory installed LED circuit board. CAD-optimised indirect optics for superior illumination and glare control. Pre-wired post complete with cable connecting box and fuse for mains connection.

| | |
|--------------------|--------------------------------------|
| Weight | 18.00 kg |
| Light distribution | asymmetric, forward-throw, two-sided |
| Light source | LED-2x6/36W / 1050 mA - 2700 K |
| CRI | 80 |
| Power supply | EC |
| LEDs | 12 |
| Rated input power | 40 W |
| Nominal Lumen (lm) | |
| LED Lumen | 410 |
| Total Lumen | 4920 |
| Tj | 85 |
| Rated lumens (lm) | |
| LED Lumen | 86.8 |
| Total Lumen | 1041.5 |
| Ta | 25 |



Specifications

Material description

| | |
|----------------------|--|
| Body | Marine-grade, all-aluminium construction |
| Lens | Diffused glass |
| Colours | <div><div></div> RAL9004 Signal black</div> <div><div></div> RAL9006 White aluminium</div> <div><div></div> RAL9007 Grey aluminium</div> |
| Gasket | Silicone CCG® Controlled Compression Gasket |
| Fasteners | PCS Polymer Coated Stainless Steel Hardware (unpainted) |
| Ingress protection | IP66 |
| Impact resistance | IK10 |
| Corrosion resistance | 5CE+Primer |

Electrical description

| | |
|------------------|-------------------------------------|
| Power supply | 230V / 50 Hz |
| Driver / Ballast | Integral EC electronic converter |
| Surge protection | 10/10kV (SP10) available on request |

Additional information

| | |
|----------|--|
| Lifetime | Ta=40° L90B10 > 90000h |
| Warranty | The product is supplied with 10-year warranty. Please refer to the LED Warranty Statement located on www.we-ef.com for further details. |

117-0335

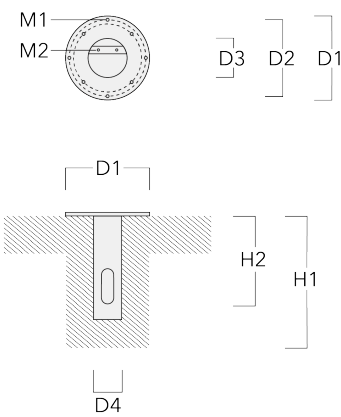
CFY259 LED - 1085 mm



Mounting Accessories

Planted root

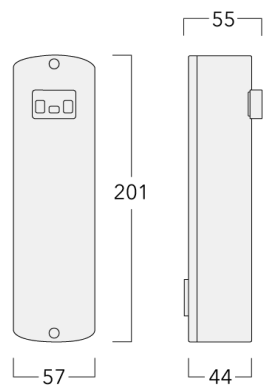
| Description | Part ID | D1 | D2 | D3 | D4 | H1 | H2 | M1 | M2 | Weight (kg) |
|-------------------|----------|-----|-----|-----|-----|-----|-----|----|----|-------------|
| Planted root ESV4 | 300-0464 | 220 | 190 | 102 | 108 | 400 | 350 | 8 | 6 | 4.30 |



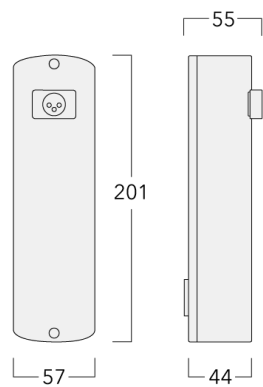
Control

Eco Step Dim® Motion

| Description | Part ID |
|---------------------------------------|----------|
| Eco Step Dim® Motion - Linked-Primary | 430-0030 |



| | |
|---|----------|
| Eco Step Dim® Motion - Linked-Secondary | 430-0031 |
|---|----------|



117-0335

we-ef

CFY259 LED - 1085 mm

| Description | Part ID |
|------------------------------------|----------|
| Eco Step Dim® Motion - Stand-Alone | 430-0037 |

