



Description

IP55, Class I. IK08. Marine-grade, die-cast aluminium alloy. 5CE superior corrosion protection including PCS hardware. Silicone rubber gasket. Safety glass lens. Two cable entries.

A pre-installation blockout is available and recommended for mounting in concrete walls

| | |
|--------------------|---------------------------------|
| Weight | 3.40 kg |
| Light distribution | asymmetric, forward throw [A60] |
| Light source | LED-12W / 350 mA - 2700 K |
| CRI | 80 |
| Power supply | EC |
| LEDs | 36 |
| Rated input power | 15 W |

Nominal Lumen (lm)

| | |
|-------------|------|
| LED Lumen | 55 |
| Total Lumen | 1980 |
| Tj | 85 |

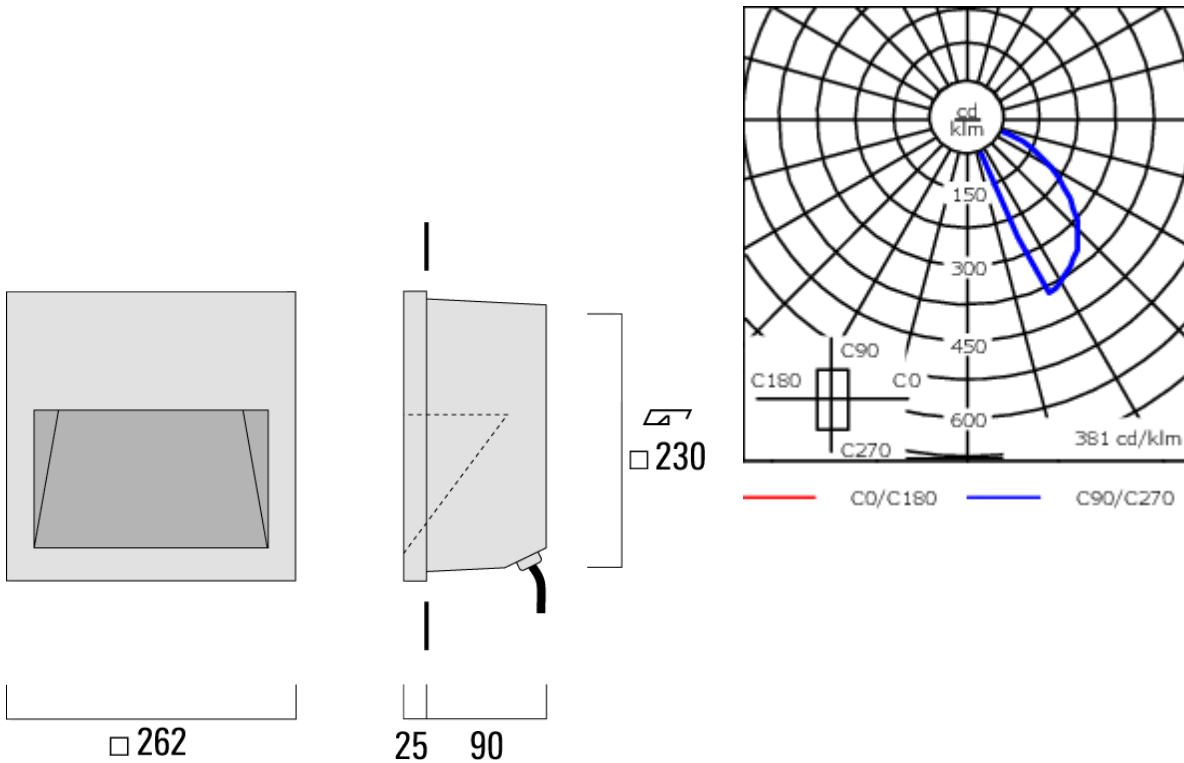
Rated lumens (lm)

| | |
|-------------|-------|
| LED Lumen | 13.2 |
| Total Lumen | 473.6 |
| Ta | 25 |

197-9091






QRI354 LED

we-ef



Specifications

Material description

| | |
|----------------------|---|
| Body | Marine-grade, die-cast aluminium alloy |
| Lens | Safety glass lens |
| Colours |  RAL9004 Signal black  RAL9006 White aluminium  RAL9007 Grey aluminium  RAL7016 Anthracite grey  RAL9016 Traffic white |
| Gasket | Silicone rubber gasket |
| Fasteners | PCS hardware |
| Ingress protection | IP55 |
| Impact resistance | IK08 |
| Corrosion resistance | 5CE |

WE-EF LEUCHTEN GmbH

Töpinger Straße 16, 29646 Bispingen, Germany - Phone: +49 5194 909-0
info@we-ef.com - <https://we-ef.com>

Subject to technical changes and errors. - Generated on 23/11/2024

197-9091

QRI354 LED

we-ef

Electrical description

| | |
|------------------|----------------------------------|
| Power supply | Joint silicone |
| Driver / Ballast | Integral EC electronic converter |
| Surge protection | 1/2 kV |

Additional information

| | |
|----------|--|
| Lifetime | LED >60,000 h Ta 25°(B10/70) Control gear >50,000 h Ta 25° |
|----------|--|

WE-EF LEUCHTEN GmbH

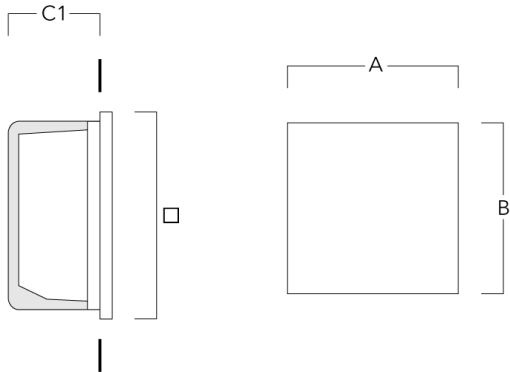
Töpinger Straße 16, 29646 Bispingen, Germany - Phone: +49 5194 909-0
info@we-ef.com - <https://we-ef.com>

Subject to technical changes and errors. - Generated on 23/11/2024

Mounting Accessories

Installation blackout

| Description | Part ID | A | B | C1 | C |
|-------------------------------|----------|-----|-----|-----|-----|
| Installation blackout BQR35-I | 197-0129 | 272 | 272 | 125 | 125 |



| | | | | | |
|--------------------------------|----------|-----|-----|-----|-----|
| Installation blackout BQR35-II | 197-0132 | 272 | 272 | 150 | 150 |
|--------------------------------|----------|-----|-----|-----|-----|

