

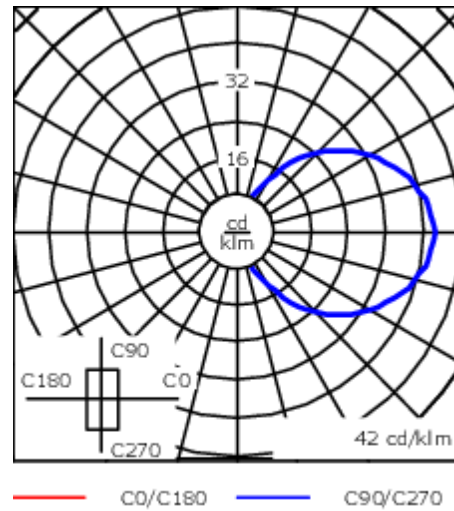
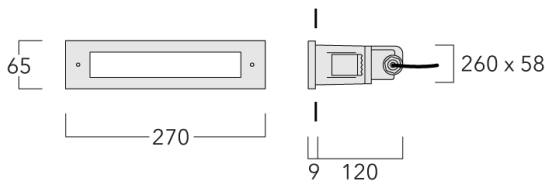


Description

IP66, Class I. Class II on request. IK07. Marine-grade, die-cast aluminium alloy. 5CE superior corrosion protection including PCS hardware. Silicone rubber gasket. Polycarbonate main lens. Two cable entries.

Pre-installation blackout is recommended for mounting in concrete, available on request.

Weight	0.90 kg
Light distribution	diffused distribution
Light source	LED-5W / 250 mA - 2700 K
CRI	80
Power supply	EC
LEDs	1
Rated input power	5.6 W
Rated lumens (lm)	
LED Lumen	75.4
Total Lumen	75.4
Ta	25
Nominal Lumen (lm)	
LED Lumen	720
Total Lumen	720
Tc	25



Specifications

Material description

Body	Marine-grade die-cast aluminium alloy
Lens	Polycarbonate
Colours	<div style="display: flex; flex-direction: column; gap: 5px;"> <div> RAL9004 Signal black</div> <div> RAL9006 White aluminium</div> <div> RAL9007 Grey aluminium</div> <div> RAL7016 Anthracite grey</div> <div> RAL9016 Traffic white</div> </div>
Gasket	Silicone rubber gasket
Fasteners	PCS Polymer Coated Stainless Steel Hardware
Ingress protection	IP66
Impact resistance	IK07
Corrosion resistance	5CE

Electrical description

Power supply	220-240V / 50-60 Hz
Driver / Ballast	Integral EC electronic converter
Power factor	> 0.9
Surge protection	1-2/2 kV

190-9035

STO134 LED

we-ef

Additional information

Lifetime Ta=25° L80B10 > 54000h

Energy efficiency class C-D (Light source)

WE-EF LEUCHTEN GmbH

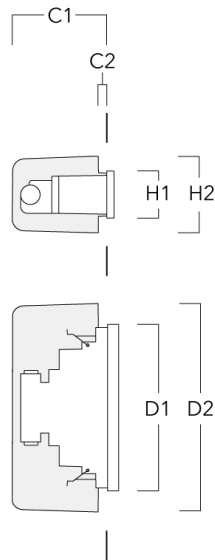
Töpinger Straße 16, 29646 Bispingen, Germany - Phone: +49 5194 909-0
info@we-ef.com - <https://we-ef.com>

Subject to technical changes and errors. - Generated on 23/11/2024

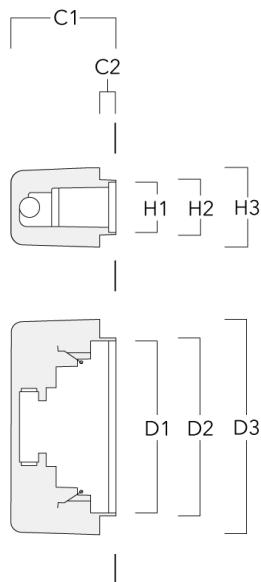
Mounting Accessories

Installation blackout

Description	Part ID	C1	C2	D1	D2	D3	H1	H2	H3	Weight (kg)
Installation blackout BST13-I	190-9030	130	12	270	338		65	107		0.90



Installation blackout BST13-II	190-9031	145	22	270	280	338	65	75	107	0.90
--------------------------------	----------	-----	----	-----	-----	-----	----	----	-----	------



Control

DALI interface

Description	Part ID	Additional information	C
DALI interface	430-0013	DALI variant. The luminaire is equipped with a DT6 Dali driver (Dali 2.0).	90

Dali 2.0

- Application controllers and Input devices defined
- Single-masters and multi-masters allowed
- Event priorities defined
- Separate addressing & grouping from control gear

Note: Mixing Dali 1 and Dali 2.0 drivers can cause problems because the addressing and the command scope has changed!