



Description

IP66. Class I. IK10. Marine-grade, all-aluminium construction. Pole section features anodised aluminium core. 5CE superior corrosion protection including PCS hardware. Silicone CCG® Controlled Compression Gasket. Polycarbonate main lens, UV-stabilised. Integral EC electronic converter in thermally separated compartment. DALI. CAD-optimised optics for superior illumination and glare control. Factory installed LED circuit board. The luminaire is factory-sealed and does not need to be opened during installation.

Optional 2200 K version available. To be specified at time of ordering.

Optional 1-10V version available. To be specified at time of ordering.

Weight	8.00 kg
Light distribution	symmetric [C70]
Light source	LED-11W / 300 mA - 2700 K
CRI	80
Power supply	EC
LEDs	1
Rated input power	13.5 W
Rated lumens (lm)	
LED Lumen	844.7
Total Lumen	844.7
Ta	25
Nominal Lumen (lm)	
LED Lumen	1323
Total Lumen	1323
Tc	25

115-9751






MRY224 LED

we-ef



Specifications

Material description

Body	Marine-grade, all-aluminium construction. Pole section features anodised aluminium core
Lens	Polycarbonate, UV-stabilised
Colours	 RAL9004 Signal black  RAL9006 White aluminium  RAL9007 Grey aluminium  RAL7016 Anthracite grey  RAL9016 Traffic white
Gasket	Silicone CCG® Controlled Compression Gasket
Fasteners	PCS hardware
Ingress protection	IP66
Impact resistance	IK10
Corrosion resistance	5CE

Electrical description

Power supply	220-240V / 50-60 Hz
Driver / Ballast	Integral EC electronic converter, DALI
Power factor	> 0.9
Surge protection	10/10kV

WE-EF LEUCHTEN GmbH

Töpinger Straße 16, 29646 Bispingen, Germany - Phone: +49 5194 909-0
info@we-ef.com - <https://we-ef.com>

Subject to technical changes and errors. - Generated on 23/11/2024

115-9751

MRY224 LED

we-ef

Additional information

Lifetime	Ta=25° L90B10 > 90000h
ENERGY EFFICIENCY CLASS	E-F-D (Light source)

WE-EF LEUCHTEN GmbH

Töpinger Straße 16, 29646 Bispingen, Germany - Phone: +49 5194 909-0
info@we-ef.com - <https://we-ef.com>

Subject to technical changes and errors. - Generated on 23/11/2024

Control**DALI interface**

Description	Part ID	Additional information	C
DALI interface	430-0013	DALI variant. The luminaire is equipped with a DT6 Dali driver (Dali 2.0).	90

Dali 2.0

- Application controllers and Input devices defined
- Single-masters and multi-masters allowed
- Event priorities defined
- Separate addressing & grouping from control gear

Note: Mixing Dali 1 and Dali 2.0 drivers can cause problems because the addressing and the command scope has changed!

Mounting Accessories

Planted root

Description	Part ID	D1	D2	D3	D4	H1	H2	Weight (kg)
Planted root ESZ4	300-9090	55	45	70	100	400	350	3.50

