

115-9751

MRY224 LED - 600 mm

**we-ef**



#### Description

IP66. Class I. IK10. Marine-grade, all-aluminium construction. Pole section features anodised aluminium core. 5CE superior corrosion protection including PCS hardware. Silicone CCG® Controlled Compression Gasket. Polycarbonate main lens, UV-stabilised. Integral EC electronic converter in thermally separated compartment. DALI. CAD-optimised optics for superior illumination and glare control. Factory installed LED circuit board. The luminaire is factory-sealed and does not need to be opened during installation.

Optional 2200 K version available. To be specified at time of ordering.

Optional 1-10V version available. To be specified at time of ordering.

Weight	8.00 kg
Light distribution	symmetric [C70]
Light source	LED-11W / 300 mA - 2700 K
CRI	80
Power supply	EC
LEDs	1
Rated input power	13.5 W

#### Rated lumens (lm)

LED Lumen	844.7
Total Lumen	844.7
Ta	25

#### Nominal Lumen (lm)

LED Lumen	1323
Total Lumen	1323
Tc	25

#### Fagerhult Lighting Ltd

33-34 Dolben Street, SE1 0UQ London, United Kingdom

<https://we-ef.com/uk>

Subject to technical changes and errors. - Generated on 16/04/2025

115-9751






MRY224 LED - 600 mm

**we-ef**



## Specifications

### Material description

Body	Marine-grade, all-aluminium construction. Pole section features anodised aluminium core
Lens	Polycarbonate, UV-stabilised
Colours	 RAL9004 Signal black  RAL9006 White aluminium  RAL9007 Grey aluminium  RAL7016 Anthracite grey  RAL9016 Traffic white
Gasket	Silicone CCG® Controlled Compression Gasket
Fasteners	PCS hardware
Ingress protection	IP66
Impact resistance	IK10
Corrosion resistance	5CE

### Electrical description

Power supply	220-240V / 50-60 Hz
Driver / Ballast	Integral EC electronic converter, DALI
Power factor	> 0.9
Surge protection	10/10kV

#### Fagerhult Lighting Ltd

33-34 Dolben Street, SE1 0UQ London, United Kingdom

<https://we-ef.com/uk>

Subject to technical changes and errors. - Generated on 16/04/2025

**115-9751**

**MRY224 LED - 600 mm**

**we-ef**

**Additional information**

---

Lifetime Ta=25° L70B50>50000h

ENERGY EFFICIENCY CLASS E-F-D (Light source)

---

CLASS

**Control****DALI interface**

---

Description	Part ID	Additional information	C
DALI interface	430-0013	DALI variant. The luminaire is equipped with a DT6 Dali driver (Dali 2.0).	90

---

## Dali 2.0

- Application controllers and Input devices defined
- Single-masters and multi-masters allowed
- Event priorities defined
- Separate addressing & grouping from control gear

Note: Mixing Dali 1 and Dali 2.0 drivers can cause problems because the addressing and the command scope has changed!

115-9751

MRY224 LED - 600 mm

**we-ef**

## Mounting Accessories

### Planted root

Description	Part ID	D1	D2	D3	D4	H1	H2	Weight (kg)
Planted root ESZ4	300-9090	55	45	70	100	400	350	3.50

