115-9759

MRY224 LED - 1000 mm

Description

IP66. Class I. IK10. Marine-grade, all-aluminium construction. Pole section features anodised aluminium core. 5CE superior corrosion protection including PCS hardware. Silicone CCG® Controlled Compression Gasket. Polycarbonate main lens, UV-stabilised. Integral EC electronic converter in thermally separated compartment. DALI. CAD-optimised optics for superior illumination and glare control. Factory installed LED circuit board. The luminaire is factory-sealed and does not need to be opened during installation.

Optional 2200 K version available. To be specified at time of ordering.
Optional 1-10V version available. To be specified at time of ordering.

Weight	12.40 kg
Light distribution	symmetric [C70]
Light source	LED-11W / 300 mA - 2700 K
CRI	80
Power supply	EC
LEDs	1
Rated input power	13.5 W
Rated lumens (lm)	
LED Lumen	844.7
Total Lumen	844.7
Ta	25
Nominal Lumen (lm)	
LED Lumen	1323
Total Lumen	1323
Tc	25

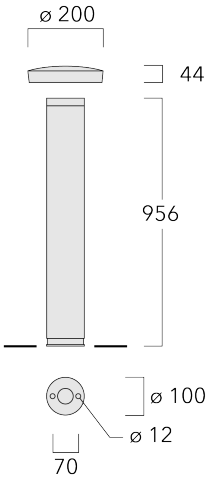

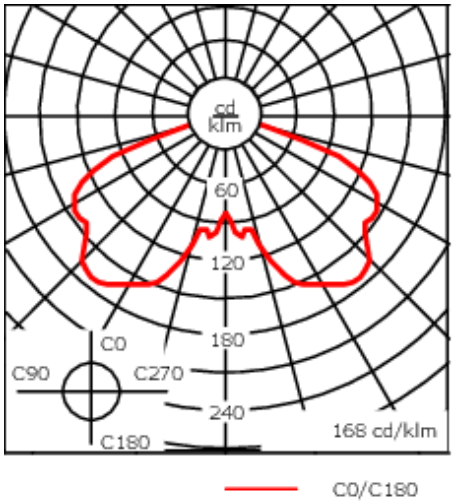

Specifications

Material description

Body	Marine-grade, all-aluminium construction. Pole section features anodised aluminium core
Lens	Polycarbonate, UV-stabilised
Colours	RAL9004 Signal black RAL9006 White aluminium RAL9007 Grey aluminium RAL7016 Anthracite grey RAL9016 Traffic white
Gasket	Silicone CCG® Controlled Compression Gasket
Fasteners	PCS hardware
Ingress protection	IP66
Impact resistance	IK10
Corrosion resistance	5CE

Electrical description

Power supply	220-240V / 50-60 Hz
Driver / Ballast	Integral EC electronic converter, DALI
Power factor	> 9.0
Surge protection	10/10kV

Additional information

Lifetime	Ta=25^{0} L70B50>50000h
ENERGY EFFICIENCY CLASS	E-F-D (Light source)

Control

DALI interface

Description	Part ID	Additional information	C
DALI interface	430-0013	DALI variant. The luminaire is equipped with a DT6 Dali driver (Dali 2.0). Dali 2.0 -Application controllers and Input devices defined -Single-masters and multi-masters allowed -Event priorities defined -Separate addressing & grouping from control gear Note: Mixing Dali 1 and Dali 2.0 drivers can cause problems because the addressing and the command scope has changed!	90

Mounting Accessories

Planted root
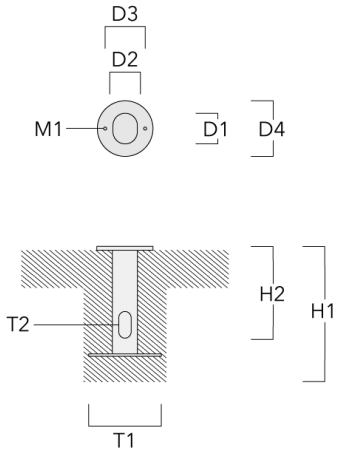
Description	Part ID	D1	D2	D3	D4	H1	H2	Weight (kg)
Planted root ESZ4	300-9090	55	45	70	100	400	350	3.50