



### Description

Profile Projector [FP] for framing applications, polygon shape. Spherical/double flat convex lens system.

IP66, Class I. IK07. Marine-grade, die-cast aluminium alloy. 5CE superior corrosion protection + primer including PCS hardware. Silicone CCG® Controlled Compression Gasket. Safety glass lens. Two cable glands for improved wiring flexibility. PMMA LED lens array. Factory installed LED circuit board. LED board can be removed for upgrading. Integral EC electronic converter, thermally separated.

|                           |  |
|---------------------------|--|
| Weight                    | 8.20 kg  |
| Light distribution        | symmetric Framing-Projector [FP]<br>- min aperture angle |
| Light source              | LED-FT-24W / 700 mA - 2700 K                             |
| CRI                       | 80   |
| Power supply              | EC   |
| LEDs                      | 1  |
| Rated input power         | 27 W   |
| <b>Rated lumens (lm)</b>  |  |
| LED Lumen                 | 1541.9   |
| Total Lumen               | 1541.9   |
| Ta                        | 25   |
| <b>Nominal Lumen (lm)</b> |  |
| LED Lumen                 | 3365   |
| Total Lumen               | 3365   |
| Tc                        | 25   |



## Specifications

### Material description

|                      |  |
|----------------------|--|
| Body                 | Marine-grade, die-cast aluminium alloy   |
| Lens                 | Safety glass lens  |
| Colours              | <div style="display: flex; align-items: center;"> <div style="width: 20px; height: 15px; background-color: black; margin-right: 5px;"></div> <div>RAL9004 Signal black</div> </div> <div style="display: flex; align-items: center; margin-top: 5px;"> <div style="width: 20px; height: 15px; background-color: #cccccc; margin-right: 5px;"></div> <div>RAL9006 White aluminium</div> </div> <div style="display: flex; align-items: center; margin-top: 5px;"> <div style="width: 20px; height: 15px; background-color: #808080; margin-right: 5px;"></div> <div>RAL9007 Grey aluminium</div> </div> |
| Gasket               | Silicone CCG® Controlled Compression Gasket  |
| Fasteners            | PCS Polymer Coated Stainless Steel Hardware (unpainted)  |
| Ingress protection   | IP66   |
| Impact resistance    | IK07   |
| Corrosion resistance | 5CE+Primer   |
| Windage              | 0.06 m <sup>2</sup>  |

### Electrical description

|                  |   |
|------------------|---|
| Power supply     | 230V / 50 Hz  |
| Driver / Ballast | Integral EC electronic convertor in thermally-separated compartment |
| Power factor     | > 0.9   |

### Additional information

|          |  |
|----------|--|
| Lifetime | Ta=40° L70B50 > 50000h   |
| Warranty | The product is supplied with 10-year warranty. Please refer to the LED Warranty Statement located on <a href="http://www.we-ef.com">www.we-ef.com</a> for further details. |

#### WE-EF LIGHTING Pty Ltd

6/13 Downard Street, 3195 Braeside, Victoria - Phone: +61 3 8587 0444 - Fax: +61 3 8587 0499

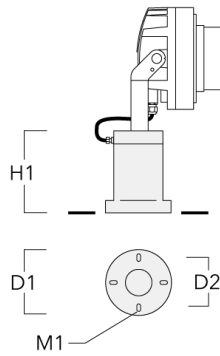
info.australia@we-ef.com - <https://we-ef.com/aus>

Subject to technical changes and errors. - Generated on 23/11/2024

**Mounting Accessories**

**Short post EM**

| Description | Part ID  | D1  | D2  | H1  | M1 | Weight (kg) |
|-------------|----------|-----|-----|-----|----|-------------|
| EM1-M16     | 270-9038 | 160 | 130 | 200 | 9  | 2           |



**Floodlight mounting bracket TA**

| Description                                | Part ID  | A | C1  | D x L1    | Weight (kg) | D x S     |
|--|----------|---|-----|-----------|-------------|-----------|
| TA1 Mounting bracket, single (Ø 108 x 200) | 147-0096 |   | 130 | 108 x 200 | 7.50        | 108 x 200 |

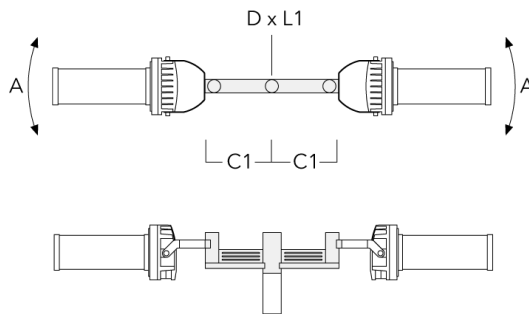


**FLC220 LED [FP]**

| Description                                | Part ID  | A | C1  | D × L1    | Weight (kg) | D × S     |
|--|----------|---|-----|-----------|-------------|-----------|
| TA2 Mounting bracket, double (Ø 108 x 200) | 147-0097 |   | 130 | 108 x 200 | 7.50        | 108 x 200 |



|   |          |      |     |          |       |          |
|---|----------|------|-----|----------|-------|----------|
| TA2-L Mounting bracket, double (Ø 76 x 200) | 147-0105 | ±90° | 420 | 76 x 200 | 16.10 | 76 x 200 |
|---|----------|------|-----|----------|-------|----------|



**FLC220 LED [FP]**

| Description                               | Part ID  | A    | C1  | D × L1   | Weight (kg) | D × S    |
|---|----------|------|-----|----------|-------------|----------|
| TA3 Mounting bracket, triple (Ø 89 x 200) | 147-0025 | ±90° | 650 | 89 x 200 | 17.90       | 89 x 200 |



|  |          |      |     |           |       |           |
|--|----------|------|-----|-----------|-------|-----------|
| TA3 Mounting bracket, triple (Ø 108 x 200) | 147-0098 | ±90° | 650 | 108 x 200 | 24.20 | 108 x 200 |
|--|----------|------|-----|-----------|-------|-----------|



**FLC220 LED [FP]**

| Description                             | Part ID  | A    | C1  | D x L1   | Weight (kg) | D x S    |
|---|----------|------|-----|----------|-------------|----------|
| TA4 Mounting bracket, quad (Ø 89 x 200) | 147-0099 | ±90° | 650 | 89 x 200 | 20.80       | 89 x 200 |



|  |          |      |     |           |       |           |
|--|----------|------|-----|-----------|-------|-----------|
| TA4 Mounting bracket, quad (Ø 108 x 200) | 147-0100 | ±90° | 650 | 108 x 200 | 24.20 | 108 x 200 |
|--|----------|------|-----|-----------|-------|-----------|



**Planted root**

| Description       | Part ID     | D1  | D2  | D3 | D4 | H1  | H2  | M1 | T1  | T2       | Weight (kg) |
|-------------------|-------------|-----|-----|----|----|-----|-----|----|-----|----------|-------------|
| Planted root ESV4 | 300-0461-AP | 150 | 130 | 60 | 89 | 400 | 350 | 8  | 200 | 50 x 100 | 3.85        |



**Spigot cap KF**

| Description                     | Part ID  | D1       | Weight (kg) |
|---------------------------------|----------|----------|-------------|
| KF1-M16 Spigot Cap (ø 60 x 100) | 310-9120 | 60 x 100 | 1.40        |



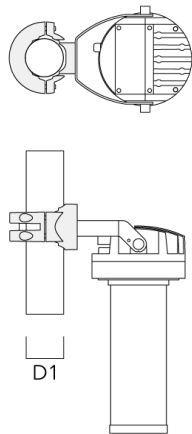
**FLC220 LED [FP]**

| Description                     | Part ID  | D1       | Weight (kg) |
|---------------------------------|----------|----------|-------------|
| KF1-M16 Spigot Cap (ø 76 x 100) | 310-9121 | 76 x 100 | 2.2         |



**Pole clamp PC - Rotatable**

| Description                               | Part ID  | D1    | Weight (kg) |
|---|----------|-------|-------------|
| PC1 76-89/60 Pole clamp, single (Ø 76-89) | 139-2702 | 76-89 | 1.00        |



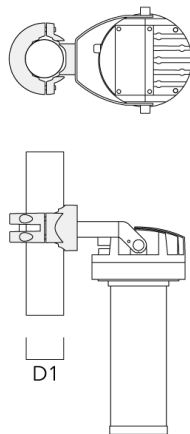


**FLC220 LED [FP]**

| Description                               | Part ID  | D1    | Weight (kg) |
|---|----------|-------|-------------|
| PC2 76-89/60 Pole clamp, double (Ø 76-89) | 139-2703 | 76-89 | 1.00        |

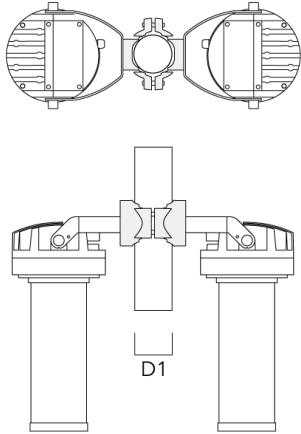


|   |          |        |      |
|---|----------|--------|------|
| PC1 82-109/60 Pole clamp, single (Ø 82-109) | 139-2704 | 82-109 | 1.10 |
|---|----------|--------|------|

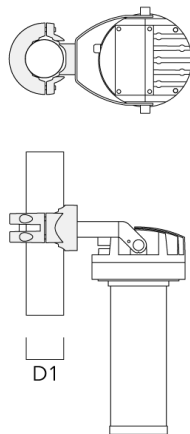


**FLC220 LED [FP]**

| Description                                    | Part ID  | D1     | Weight (kg) |
|--|----------|--------|-------------|
| PC2 82-109/60 Pole clamp, double<br>(Ø 82-109) | 139-2705 | 82-109 | 1.10        |



|  |          |         |      |
|--|----------|---------|------|
| PC1 102-114/60 Pole clamp, single<br>(Ø 102-114) | 139-2706 | 102-114 | 1.20 |
|--|----------|---------|------|

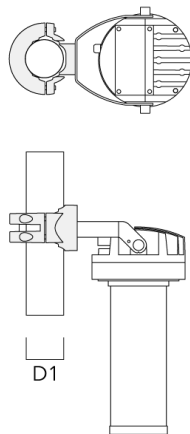


**FLC220 LED [FP]**

| Description                                      | Part ID  | D1      | Weight (kg) |
|--|----------|---------|-------------|
| PC2 102-114/60 Pole clamp, double<br>(Ø 102-114) | 139-2707 | 102-114 | 1.20        |



|  |          |         |      |
|--|----------|---------|------|
| PC1 114-133/60 Pole clamp, single<br>(Ø 114-133) | 139-2708 | 114-133 | 1.40 |
|--|----------|---------|------|



**FLC220 LED [FP]**

---

| Description                                      | Part ID  | D1      | Weight (kg) |
|--|----------|---------|-------------|
| PC2 114-133/60 Pole clamp, double<br>(Ø 114-133) | 139-2709 | 114-133 | 1.40        |

---



**139-2510\_min**

**FLC220 LED [FP]**

**we-ef**

## **Control**

### **R2C Ready to Connect**

| Description                | Part ID  |
|----------------------------|----------|
| R2C Ready to Connect (top) | 430-0019 |

**WE-EF LIGHTING Pty Ltd**

6/13 Downard Street, 3195 Braeside, Victoria - Phone: +61 3 8587 0444 - Fax: +61 3 8587 0499

info.australia@we-ef.com - <https://we-ef.com/aus>

Subject to technical changes and errors. - Generated on 23/11/2024