

FLC220 LED TUNABLE WHITE ZOOM SPOT PROJECTOR



Description

Tunable White Profile Projector [ZP] for zoom spot.

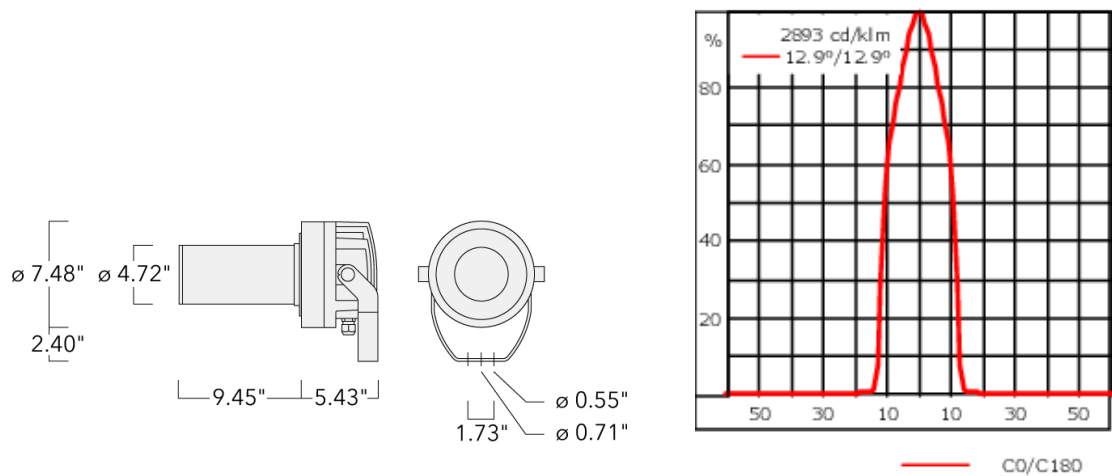
Spherical and aspherical, double flat convex lens system. Aperture angle ranges from 14.6-22°.

IP66. Class I. IK07. Marine-grade, die-cast aluminum alloy. 5CE superior corrosion protection including PCS hardware. Silicone CCG® Controlled Compression Gasket. Safety glass lens. One cable gland, second gland for through wiring on request. PMMA LED lens array. Integral driver, thermally separated. Factory-installed LED circuit board. Tunable White technology. LED board can be removed for upgrading. DMX interface.

Specify product with 7 Digit product code - Finish Color. Accessories, such as mounting, optical, and electrical, must be specified separately.
Example: XXX-XXXX-9004 (Black)
+ XXX-XXXX (Accessory 1)

Weight	18.10 lb
Light distribution	symmetric Zoom-Projector [ZP] - max aperture angle
Light source	LED-FT-18W / 2200 - 6000 K
CRI	80
Power supply	electronic gear
LEDs	1
Rated input power	27 W
Delivered lumens (lm)	
LED Lumen	686.9
Total Lumen	686.9
Ta	25
Nominal Lumen (lm)	
LED Lumen	2340
Total Lumen	2340
Tc	25

FLC220 LED TUNABLE WHITE ZOOM SPOT PROJECTOR



Specifications
Material description

Body	Marine-grade, die-cast aluminium alloy
Lens	Safety glass lens
Colors	<div><div></div> RAL9004 Black</div> <div><div></div> RAL9007 Grey Metallic</div> <div><div></div> RAL9016 White</div> <div><div></div> RAL8019 Dark Bronze</div>
Gasket	Silicone CCG® Controlled Compression Gasket
Fasteners	PCS Polymer Coated Stainless Steel Hardware
Ingress protection	IP66
Impact resistance	IK07
Corrosion resistance	5CE
Windage	0.503

Electrical description

Power supply	Integral [ECG] electronic driver 120V-277V. DMX enabled driver.
Driver / Ballast	120-277V DMX
Power factor	> 0.9

FLC220 LED TUNABLE WHITE ZOOM SPOT PROJECTOR

Additional information

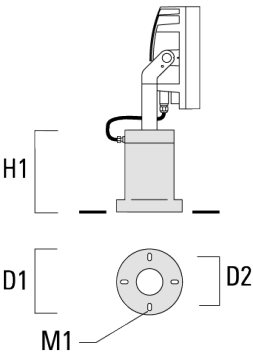
Lifetime	Ta=25°/40° L70B50 > 50000h
Listings	Contact WE-EF USA for ETL/UL certification status.

FLC220 LED TUNABLE WHITE ZOOM SPOT PROJECTOR

Mounting Accessories

Short post EM

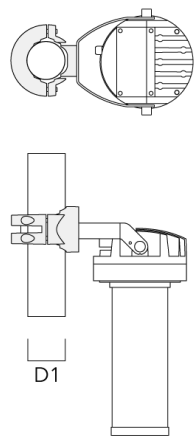
Description	Part ID	D1	D2	H1	M1	Weight (lb)
EM1-M16 AL	270-0001	6.3"	5.12"	8"	0.35"	4.85 lbs



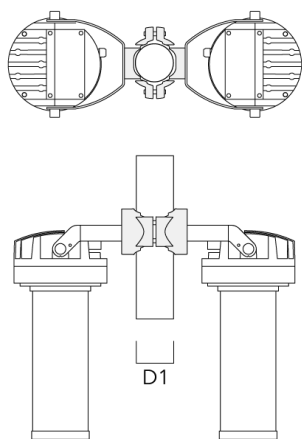
FLC220 LED TUNABLE WHITE ZOOM SPOT PROJECTOR

Pole clamp PC

Description	Part ID	D1	Weight (lb)
PC1 76-89/60 Pole clamp, single (Ø 3"-3.5")	139-2702	3.0-3.50	2.20

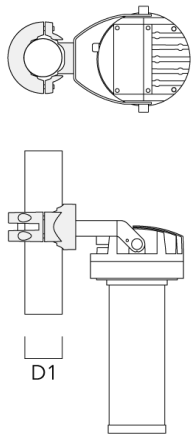


PC2 76-89/60 Pole clamp, double (Ø 3"-3.5")	139-2703	3.0-3.50	2.20
---	----------	----------	------



FLC220 LED TUNABLE WHITE ZOOM SPOT PROJECTOR

Description	Part ID	D1	Weight (lb)
PC1 82-109/60 Pole camp, single (Ø 3.25"-4.3")	139-2704	3.20-4.30	2.40



PC2 82-109/60 Pole clamp, double (Ø 3.25"-4.25")	139-2705	3.20-4.30	2.40
--	----------	-----------	------



FLC220 LED TUNABLE WHITE ZOOM SPOT PROJECTOR

Description	Part ID	D1	Weight (lb)
PC1 102-114/60 Pole clamp, single (Ø 4"-4,5")	139-2706	4.0-4.50	2.65

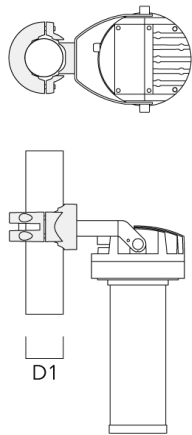


PC2 102-114/60 Pole clamp, double (Ø 4"-4.5")	139-2707	4.0-4.50	2.65
--	----------	----------	------



FLC220 LED TUNABLE WHITE ZOOM SPOT PROJECTOR

Description	Part ID	D1	Weight (lb)
PC1 114-133/60 Pole clamp, single (Ø 4.5"-5.25")	139-2708	4.5-5.25	3.10



PC2 114-133/60 Pole clamp, double (Ø 4.5"-5.25")	139-2709	4.5-5.25	3.10
---	----------	----------	------



FLC220 LED TUNABLE WHITE ZOOM SPOT PROJECTOR

Optical Accessories

Conversion Kit

Description	Part ID
FLC220-ZP 17-28 Degree Conversion Kit	139-6962
FLC220-ZP 19-45 Degree Conversion Kit	139-6963
FLC220-ZP 37-51 Degree Conversion Kit	139-6964