



Description

IP66/IP67. Class I. IK10. Marine-grade, all-aluminium construction. Pole section features galvanised steel reinforcement core. 5CE superior corrosion protection including PCS hardware. RFC™ Reflection Free Contour main lens. Silicone CCG® Controlled Compression Gasket. Luminaire is factory-sealed and does not need to be opened during installation.

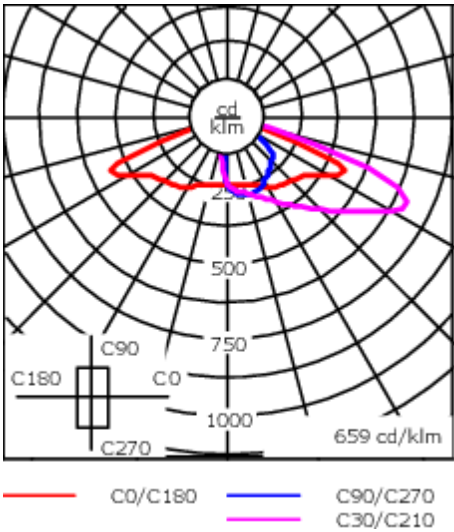
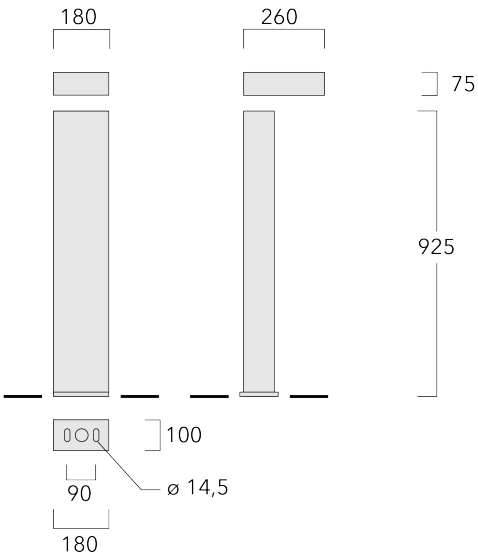
Integral EC electronic converter. Advanced thermal management protects LEDs while optimising lumens output. CAD-optimised optics for superior illumination and glare control. Optional 2200 K version up to max. 1050mA available. To be specified at time of ordering.

Supplied as a complete luminaire (luminaire head and standpipe). Please note: The standpipe height must be entered for the photometric calculation.

Weight	16.10 kg
Light distribution	asymmetric, side throw [S70]
Light source	LED-6/18W / 1050 mA - 2700 K
CRI	80
Power supply	EC
BUG	B0-U0-G0
LEDs	6
Rated input power	21 W

Nominal Lumen (lm)	
LED Lumen	410
Total Lumen	2460
Tj	85

Rated lumens (lm)	
LED Lumen	339.7
Total Lumen	2038.1
Ta	25



Specifications
Material description

Body	Marine-grade, all-aluminium construction. Pole section features galvanised steel reinforcement core
Lens	RFC™ Reflection Free Contour main lens
Colours	<div><div></div> RAL9004 Signal black</div> <div><div></div> RAL9007 Grey aluminium</div> <div><div></div> RAL7016 Anthracite grey</div> <div><div></div> RAL9016 Traffic white</div>
Gasket	Silicone CCG® Controlled Compression Gasket
Fasteners	PCS Polymer Coated Stainless Steel Hardware
Ingress protection	IP66/IP67
Impact resistance	IK10
Corrosion resistance	5CE

Electrical description

Driver / Ballast	Integral EC electronic converter
Power factor	> 0.9
Surge protection	6/6 kV (SP10 optional)

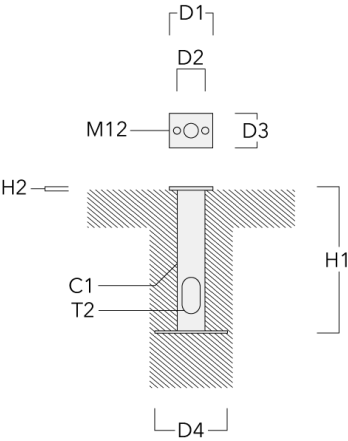
Additional information

Lifetime	Ta=25° L90B10 > 90000h
BUG Rating	Please see individual Spec Sheets for classification of Backlight, Uplight and Glare

Mounting Accessories

Planted root

Description	Part ID	C1	D1	D2	D3	D4	H1	H2	T2	Weight (kg)
Planted root ESV2	300-9115	76	120	90	95	200	400	10	62 x 100	3.80



Control

DALI interface

Description	Part ID	Additional information	C
DALI interface	430-0013	DALI variant. The luminaire is equipped with a DT6 Dali driver (Dali 2.0).	90

Dali 2.0

- Application controllers and Input devices defined
- Single-masters and multi-masters allowed
- Event priorities defined
- Separate addressing & grouping from control gear

Note: Mixing Dali 1 and Dali 2.0 drivers can cause problems because the addressing and the command scope has changed!

1-10 V analogue dimming interface

Description	Part ID
1-10 V analogue dimming interface	430-0011