

114-9096

KTY234 LED - 1000 mm

we-ef



Description

IP66, Class I. IK10. Marine-grade, all-aluminium construction. 5CE superior corrosion protection + primer including PCS hardware. Polycarbonate lens. Silicone CCG® Controlled Compression Gasket. Luminaire is factory-sealed and does not need to be opened during installation.

Integral EC electronic converter in thermally-separated compartment. Advanced thermal management protects LEDs while optimising lumens output. CAD-optimised optics for superior illumination and glare control.

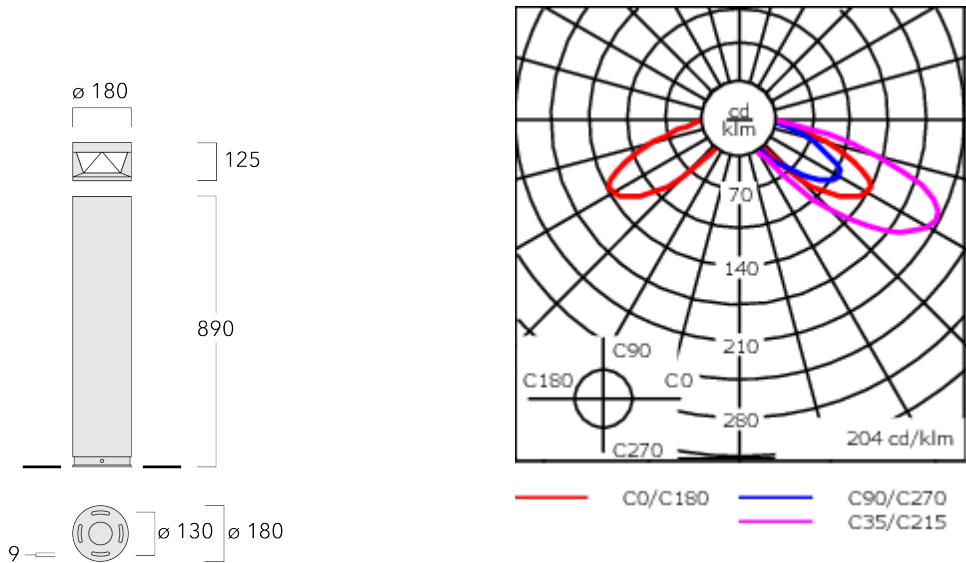
Two-sided light output versions for 360° symmetric distribution.

One-sided light output versions with 'rearward glow' feature. Ideal for pathway lighting applications. Luminaire spacing up to 5-8 m. Optional 2200 K version available. To be specified at time of ordering.

Weight	9.00 kg
Light distribution	rectangular, side throw [R65]
Light source	LED-3/13W / 1400 mA - 2700 K
CRI	80
Power supply	EC
LEDs	3
Rated input power	14 W

Nominal Lumen (lm)	
LED Lumen	520
Total Lumen	1560
Tj	85

Rated lumens (lm)	
LED Lumen	209.5
Total Lumen	628.5
Ta	25



Specifications

Material description

Body	Marine-grade, all-aluminium construction
Lens	Polycarbonate
Colours	<div><div></div> RAL9004 Signal black</div> <div><div></div> RAL9006 White aluminium</div> <div><div></div> RAL9007 Grey aluminium</div>
Gasket	Silicone CCG® Controlled Compression Gasket
Ingress protection	IP66
Impact resistance	IK10
Corrosion resistance	5CE+Primer

Electrical description

Power supply	230V / 50 Hz
Driver / Ballast	Integral EC electronic converter
Surge protection	10/10kV (SP10) available on request

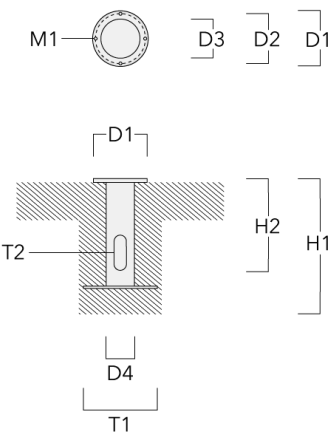
Additional information

Lifetime	Ta=40° L90B10 > 90000h
Warranty	The product is supplied with 10-year warranty. Please refer to the LED Warranty Statement located on www.we-ef.com for further details.

Mounting Accessories

Planted root

Description	Part ID	D1	D2	D3	D4	H1	H2	M1	T1	T2	Weight (kg)
Planted root ESV4	300-0461-AP	150	130	60	89	400	350	8	200	50 x 100	3.85



114-9096

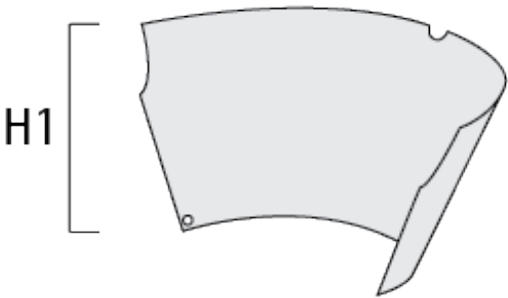


KTY234 LED - 1000 mm

Optical Accessories

Light shield

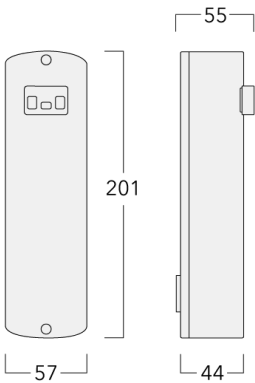
Description	Part ID	H1	Weight (kg)
LS180 KTY (factory installed)	114-9185	66	0.02



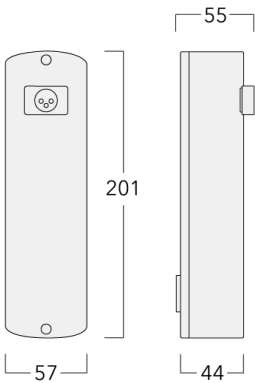
Control

Eco Step Dim® Motion

Description	Part ID
Eco Step Dim® Motion - Linked-Primary	430-0030



Eco Step Dim® Motion - Linked-Secondary	430-0031
---	----------



KTY234 LED - 1000 mm

Description	Part ID
Eco Step Dim® Motion - Stand-Alone	430-0037

