



Description

IP66, Class III. IK07. Marine-grade, die-cast aluminum alloy. 5CE superior corrosion protection including PCS hardware. Silicone CCG® Controlled Compression Gasket. Safety glass lens. One factory installed flange plug M8 x 1.5. Cable length 10 ft. CAD-optimized optics for superior illumination and glare control. OLC® One LED Concept. Factory-installed LED circuit board.

REMOTE DRIVER IN SEPARATE DRIVER BOX (CONSTANT CURRENT), PREWIRED; TO BE ORDERED SEPARATELY.

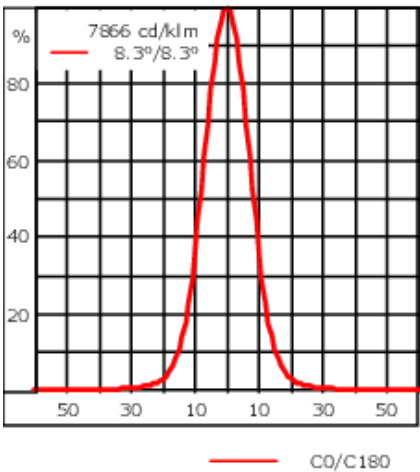
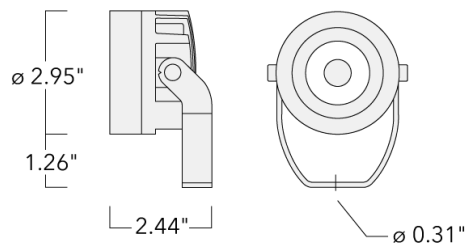
Maximum one internal optical accessory possible, to be specified at time of ordering.

Specify product with 7 Digit product code - Finish Color.

Accessories, such as mounting, optical, and electrical, must be specified separately.

Example: XXX-XXXX - 9004 (Black)
+ XXX-XXXX (Accessory 1)

Weight	1.10 lb
Light distribution	symmetric, narrow beam [N]
Light source	LED-1/6W / 500 mA - 2700 K
CRI	80
Power supply	electronic gear
LEDs	1
Rated input power	7.5 W
Delivered lumens (lm)	
LED Lumen	567.7
Total Lumen	567.7
Ta	25
Nominal Lumen (lm)	
LED Lumen	670
Total Lumen	670
Tc	25



Specifications

Material description

Body	Marine-grade, die-cast aluminium alloy
Lens	Safety glass lens
Colors	<div><div></div> RAL9004 Black</div> <div><div></div> RAL9007 Grey Metallic</div> <div><div></div> RAL9016 White</div> <div><div></div> RAL8019 Dark Bronze</div>
Gasket	Silicone CCG® Controlled Compression Gasket
Fasteners	PCS Polymer Coated Stainless Steel Hardware
Ingress protection	IP66
Impact resistance	IK07
Corrosion resistance	5CE
Windage	0.065

Electrical description

Driver / Ballast	Remote 120-277V , 0-10V (Dimming to be ordered separately)
Power factor	> 0.9

139-2441

FLC201 LED



Additional information

Lifetime	Ta=40° L90B10 > 90000h
----------	------------------------

Mounting Accessories

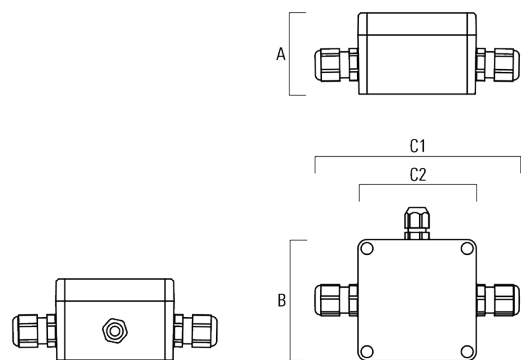
Ground spike EF

Description	Part ID	H1	Weight (lb)
EF1-M18 Ground spike	310-0045	10.70	0.80



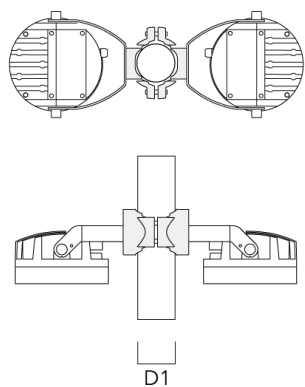
Junction box

Description	Part ID	A	B	C1	C2
JB200 R82 Junction box	139-2590	2.17	3.23	5.51	3.15



Pole clamp PC

Description	Part ID	D1	Weight (lb)
PC2 114-133/60 Pole clamp, double (Ø 4.5"-5.25")	139-2709	4.5-5.25	3.10



Optical Accessories

Linear spread lens

Description	Part ID	C1
IO-180-FLC201-LED	139-2453	41.8



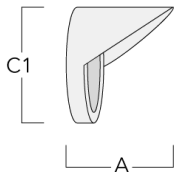
Honeycomb louvre

Description	Part ID	C1
IW-FLC201-LED	139-2454	48



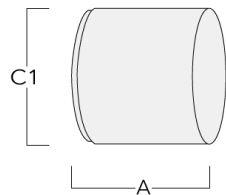
Glare shield

Description	Part ID	A	C1	Weight (lb)
ES-FLC201-LED	139-2455	59.5	75	0.24



Snoot

Description	Part ID	A	C1	Weight (lb)
ET-FLC201-LED	139-2456	60	75	0.37



Electrical Accessories

Gear box

Description	Part ID	A	B	C1	C2
FLC201 Remote Gear Box	139-6977	3	4.7	9	7.9

