



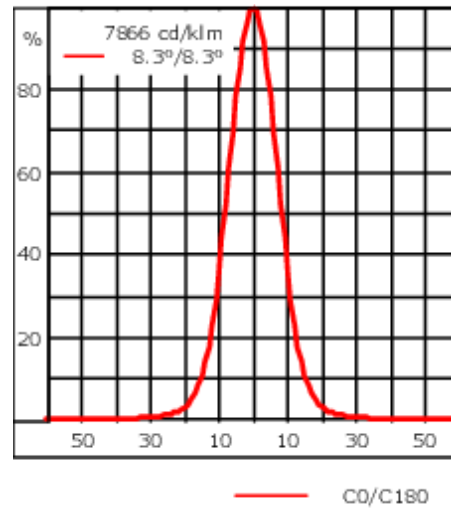
Description

IP66, Class III. IK07. Marine-grade, die-cast aluminium alloy. 5CE superior corrosion protection including PCS hardware. Silicone CCG® Controlled Compression Gasket. Safety glass lens.

Electronic control gear in separate gear box (constant current), prewired. Gearbox to be ordered separately. One factory installed flange plug M8 x 1.5. Cable length 3.0 m. CAD-optimised optics for superior illumination and glare control. Factory-installed LED circuit board.

Maximum one internal optical accessory possible. To be specified at time of ordering.

| | |
|---------------------------|----------------------------|
| Weight | 0.50 kg |
| Light distribution | symmetric, narrow beam [E] |
| Light source | LED-1/6W / 500 mA - 4000 K |
| CRI | 80 |
| Power supply | EC |
| LEDs | 1 |
| Rated input power | 7.5 W |
| Rated lumens (lm) | |
| LED Lumen | 610.1 |
| Total Lumen | 610.1 |
| Ta | 25 |
| Nominal Lumen (lm) | |
| LED Lumen | 720 |
| Total Lumen | 720 |
| Tc | 25 |



Specifications

Material description

| | |
|----------------------|--|
| Body | Marine-grade, die-cast aluminium alloy |
| Lens | Safety glass lens |
| Colours | <div style="display: flex; align-items: center; gap: 10px;"> <div style="width: 20px; height: 15px; background-color: black; margin-bottom: 5px;"></div> RAL9004 Signal black <div style="width: 20px; height: 15px; background-color: grey; margin-bottom: 5px;"></div> RAL9007 Grey aluminium <div style="width: 20px; height: 15px; background-color: darkgrey; margin-bottom: 5px;"></div> RAL7016 Anthracite grey <div style="width: 20px; height: 15px; background-color: white; margin-bottom: 5px;"></div> RAL9016 Traffic white </div> |
| Gasket | Silicone CCG® Controlled Compression Gasket |
| Fasteners | PCS Polymer Coated Stainless Steel Hardware |
| Ingress protection | IP66 |
| Impact resistance | IK07 |
| Corrosion resistance | 5CE |
| Windage | 0.065 ft ² |

Electrical description

| | |
|------------------|---|
| Driver / Ballast | Electronic control gear in separate gear box (constant current), prewired |
| Power factor | > 0.9 |

Additional information

| | |
|----------|------------------------|
| Lifetime | Ta=25° L90B10 > 90000h |
|----------|------------------------|

139-2443

FLC201 LED

we-ef

Optical Accessories

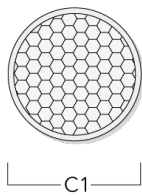
Linear spread lens

| Description | Part ID | C1 |
|---------------------------|----------|------|
| Linear spread lens IO-180 | 139-2453 | 41.8 |



Honeycomb louvre

| Description | Part ID | C1 |
|---------------------|----------|----|
| Honeycomb louvre IW | 139-2454 | 48 |



WE-EF LIGHTING (Thailand) Co., Ltd.

57 Moo 5, Kingkaew Rd., Bangplee, 10540 Samutprakarn - Phone: +66 2 738 96 20 - Fax: +66 2 738 96 29

<https://we-ef.com/asia>

Subject to technical changes and errors. - Generated on 23/11/2024

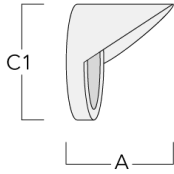
139-2443

FLC201 LED

we-ef

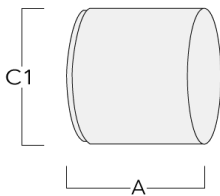
Glare shield

| Description | Part ID | A | C1 |
|-----------------|----------|------|----|
| Glare shield ES | 139-2455 | 59.5 | 75 |



Snoot

| Description | Part ID | A | C1 |
|-------------|----------|----|----|
| Snoot ET | 139-2456 | 60 | 75 |



WE-EF LIGHTING (Thailand) Co., Ltd.

57 Moo 5, Kingkaew Rd., Bangplee, 10540 Samutprakarn - Phone: +66 2 738 96 20 - Fax: +66 2 738 96 29

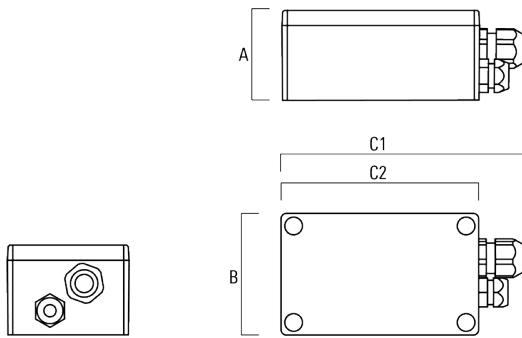
<https://we-ef.com/asia>

Subject to technical changes and errors. - Generated on 23/11/2024

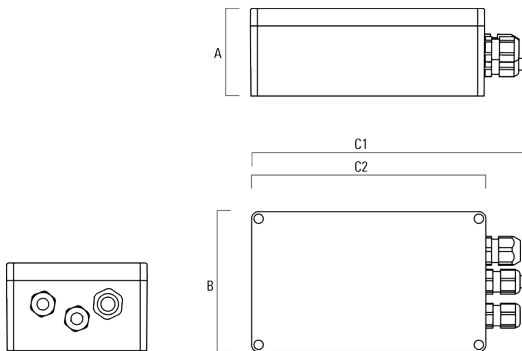
Electrical Accessories

Gear box

| Description | Part ID | A | B | C1 | C2 | Weight (kg) |
|--|----------|----|----|-----|-----|-------------|
| GB200 R130x80 gear box (small) DALI | 139-2555 | 50 | 80 | 159 | 130 | 0.30 |



| | | | | | | |
|--|----------|----|-----|-----|-----|--|
| GB200 R200x120 gear box (medium) DALI | 139-2622 | 75 | 120 | 229 | 200 | |
|--|----------|----|-----|-----|-----|--|

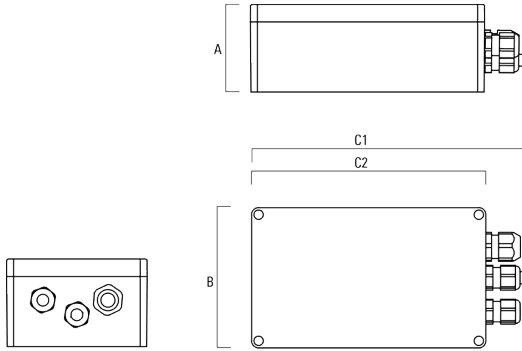


139-2443

FLC201 LED

we-ef

| Description | Part ID | A | B | C1 | C2 | Weight (kg) |
|--|----------|----|-----|-----|-----|-------------|
| GB200 R230x140 gear box (large) SP10 DALI | 139-2621 | 95 | 140 | 259 | 230 | |



WE-EF LIGHTING (Thailand) Co., Ltd.

57 Moo 5, Kingkaew Rd., Bangplee, 10540 Samutprakarn - Phone: +66 2 738 96 20 - Fax: +66 2 738 96 29

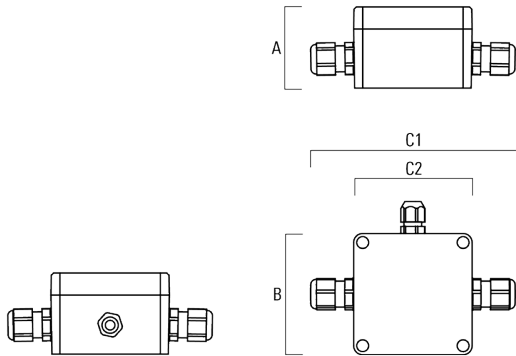
<https://we-ef.com/asia>

Subject to technical changes and errors. - Generated on 23/11/2024

Mounting Accessories

Junction box

| Description | Part ID | A | B | C1 | C2 |
|------------------------|----------|----|----|-----|----|
| Junction box JB200 R82 | 139-2590 | 55 | 82 | 140 | 80 |



Pole clamp PC - Rotatable

| Description | Part ID | D1 | Weight (kg) |
|--|----------|---------|-------------|
| PC2 114-133/60 Pole clamp, double (Ø 114-133) | 139-2709 | 114-133 | 1.40 |

