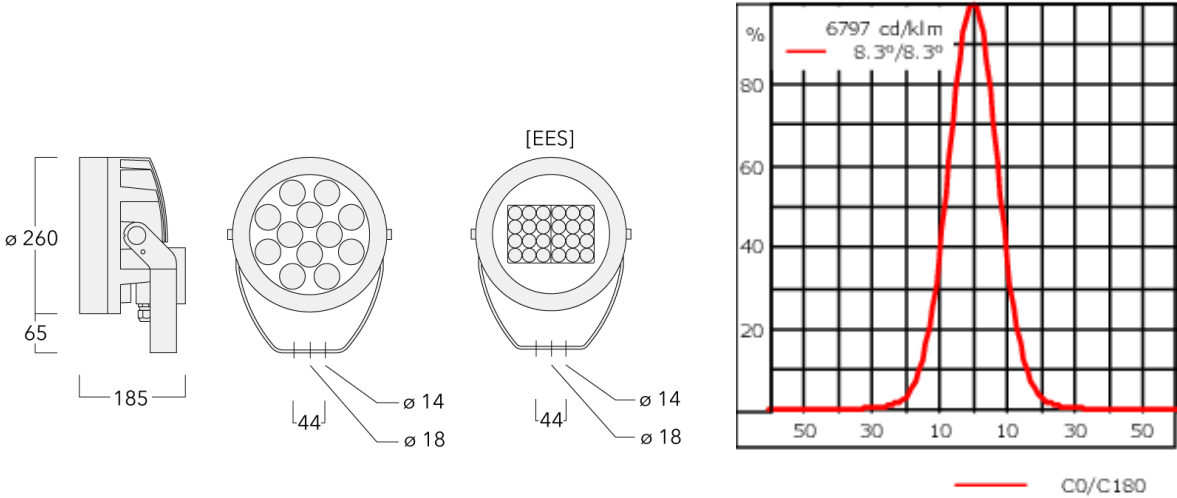




Description

Changement de couleurs RGBW/RGBA. IP66. Classe I. IK07. Corps en fonte d'aluminium. Visserie inox avec traitement PCS. Protection contre la corrosion 5CE. Joint silicone. Verre de sécurité. LED contrôlables par système DMX. Technologie sans fil DMX Wireless disponible.

| | |
|----------------------------|-----------------------------------|
| Poids | 7.70 kg |
| Types photométries | faisceau symétrique, intensif [E] |
| Type de Lampes | LED-12/48W - RGBW/4K |
| IRC | 20/80 |
| Alimentation électrique | ballast électronique |
| LEDs | 12 |
| Rated input power | 49 W |
| Flux lumineux nominal (lm) | |
| LED Lumen | 385 |
| Total Lumen | 4620 |
| Tj | 85 |
| Rated lumens (lm) | |
| LED Lumen | 296.6 |
| Total Lumen | 3559.8 |
| Ta | 25 |



Spécifications

Description du matériel

| | |
|--------------------------------|--|
| Corps | Corps en fonte d'aluminium |
| Lentille | Verre de sécurité |
| Couleurs | Peinture poudre disponible avec 35 couleurs différents |
| Joint | Joint silicone CCG® |
| Visserie | PCS Inox avec recouvrement polymère |
| IP | IP66 |
| IK | IK07 |
| Protection contre la corrosion | 5CE |
| Surface exposée au vent | 0.054 m² |

Description électrique

| | |
|-------------------------|---------------------|
| Alimentation électrique | 220-240V / 50-60 Hz |
| Driver | DMX |
| Power factor | > 0.9 |

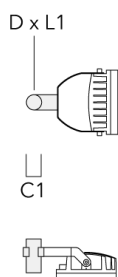
Informations complémentaires

| | |
|---------------------------------|------------------------|
| Durée de vie | Ta=25° L90B10 > 90000h |
| Classe d'efficacité énergétique | G |

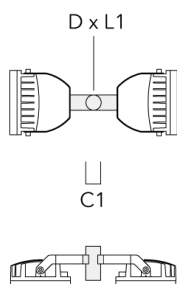
Accessoires d'installation

Traverse pour mâts

| Description | Code produit | A | C1 | D x L1 | Poids (kg) | D x S |
|-----------------------------------|--------------|---|-----|-----------|------------|-----------|
| TA1 traverse simple (Ø 108 x 200) | 147-0096 | | 130 | 108 x 200 | 7.50 | 108 x 200 |

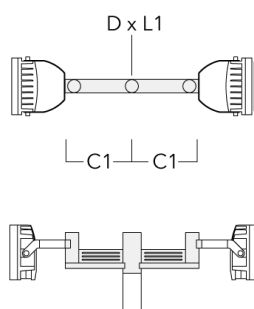


| | | | | | | |
|-----------------------------------|----------|--|-----|-----------|------|-----------|
| TA2 traverse double (Ø 108 x 200) | 147-0097 | | 130 | 108 x 200 | 7.50 | 108 x 200 |
|-----------------------------------|----------|--|-----|-----------|------|-----------|

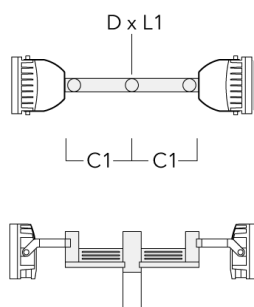


FLC230-CC LED

| Description | Code produit | A | C1 | D x L1 | Poids (kg) | D x S |
|--|--------------|------|-----|-----------|------------|-----------|
| TA2-L traverse longue orientable (Ø 108 x 200) | 147-0148 | ±90° | 420 | 108 x 200 | 20.20 | 108 x 200 |

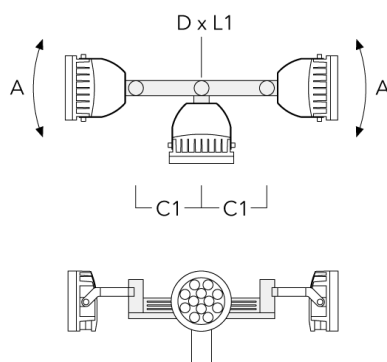


| | | | | | | |
|---|----------|------|-----|----------|-------|----------|
| TA2-L traverse longue orientable (Ø 76 x 200) | 147-0105 | ±90° | 420 | 76 x 200 | 16.10 | 76 x 200 |
|---|----------|------|-----|----------|-------|----------|

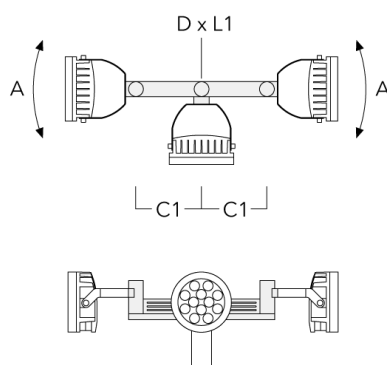


FLC230-CC LED

| Description | Code produit | A | C1 | D x L1 | Poids (kg) | D x S |
|---|--------------|------|-----|----------|------------|----------|
| TA3 traverse triple orientable (Ø 89 x 200) | 147-0025 | ±90° | 650 | 89 x 200 | 17.90 | 89 x 200 |

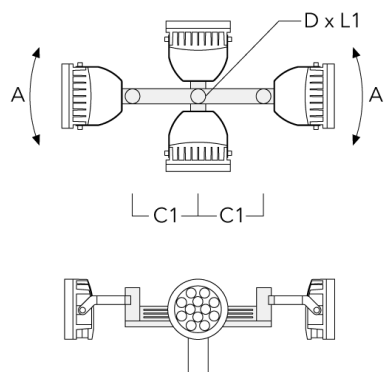


| | | | | | | |
|--|----------|------|-----|-----------|-------|-----------|
| TA3 traverse triple orientable (Ø 108 x 200) | 147-0098 | ±90° | 650 | 108 x 200 | 24.20 | 108 x 200 |
|--|----------|------|-----|-----------|-------|-----------|

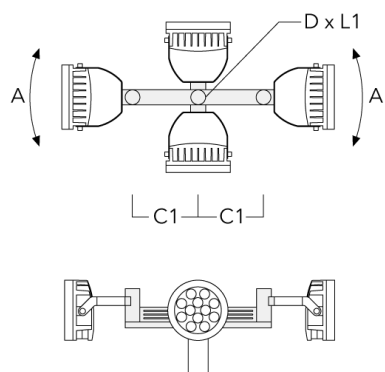


FLC230-CC LED

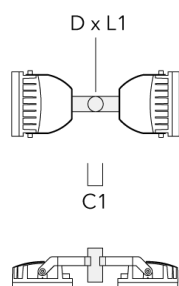
| Description | Code produit | A | C1 | D x L1 | Poids (kg) | D x S |
|--|--------------|------|-----|----------|------------|----------|
| TA4 Traverse pour 4 projecteurs (Ø 89 x 200) | 147-0099 | ±90° | 650 | 89 x 200 | 20.80 | 89 x 200 |



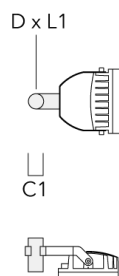
| | | | | | | |
|---|----------|------|-----|-----------|-------|-----------|
| TA4 Traverse pour 4 projecteurs (Ø 108 x 200) | 147-0100 | ±90° | 650 | 108 x 200 | 24.20 | 108 x 200 |
|---|----------|------|-----|-----------|-------|-----------|



| Description | Code produit | A | C1 | D x L1 | Poids (kg) | D x S |
|----------------------------------|--------------|---|-----|----------|------------|----------|
| TA2 traverse double (Ø 76 x 200) | 147-0024 | | 130 | 76 x 200 | 1.90 | 76 x 200 |

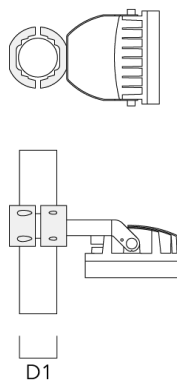


| | | | | | | |
|----------------------------------|----------|--|-----|----------|------|----------|
| TA1 traverse simple (Ø 76 x 200) | 147-0023 | | 130 | 76 x 200 | 1.50 | 76 x 200 |
|----------------------------------|----------|--|-----|----------|------|----------|

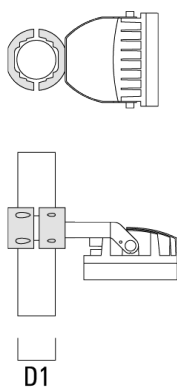


Collier pour mâts TS

| Description | Code produit | D1 | Poids (kg) | D |
|---|--------------|---------|------------|---------|
| TS1-2/M12 collier simple pour tube (Ø 102-114) | 147-0526 | 102-114 | 1.50 | 102-114 |

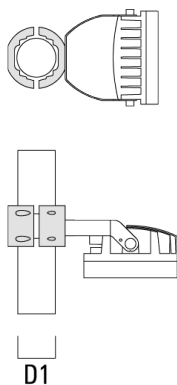


| | | | | |
|---|----------|---------|------|---------|
| TS1-2/M12 collier simple pour tube (Ø 114-133) | 147-0544 | 114-133 | 1.70 | 114-133 |
|---|----------|---------|------|---------|

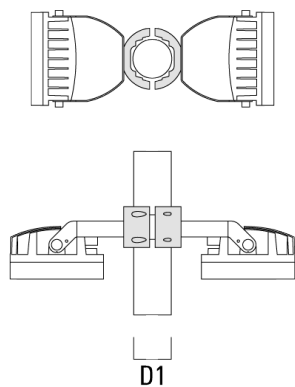


FLC230-CC LED

| Description | Code produit | D1 | Poids (kg) | D |
|---|--------------|-------|------------|-------|
| TS1-2/M12 collier simple pour tube (Ø 76-89) | 147-0543 | 76-89 | 1.40 | 76-89 |

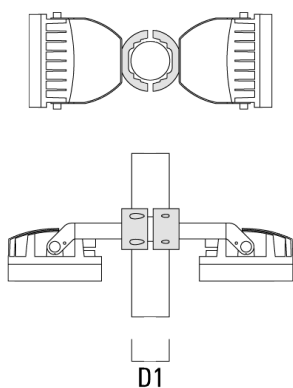


| | | | | |
|---|----------|-------|------|-------|
| TS2-2/M12 collier double pour tube (Ø 76-89) | 147-0545 | 76-89 | 1.40 | 76-89 |
|---|----------|-------|------|-------|

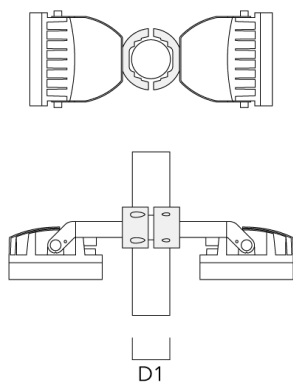


FLC230-CC LED

| Description | Code produit | D1 | Poids (kg) | D |
|---|--------------|---------|------------|---------|
| TS2-2/M12 collier double pour tube (Ø 114-133) | 147-0546 | 114-133 | 1.60 | 114-133 |



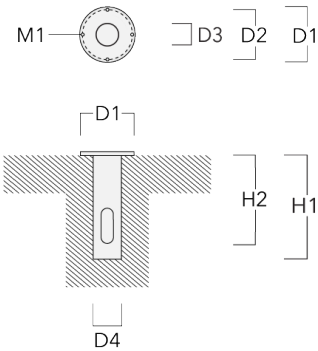
| | | | | |
|---|----------|---------|------|---------|
| TS2-2/M12 collier double pour tube (Ø 102-114) | 147-0527 | 102-114 | 1.50 | 102-114 |
|---|----------|---------|------|---------|



FLC230-CC LED

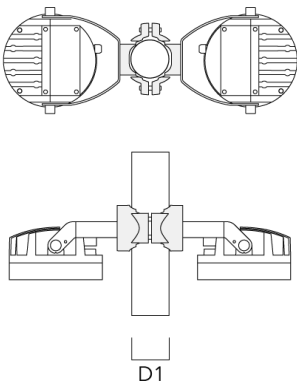
Base à enterrer

| Description | Code produit | D1 | D2 | D3 | D4 | H1 | H2 | M1 | Poids (kg) |
|----------------------|--------------|-----|-----|-----|-----|-----|-----|----|------------|
| Base à enterrer ESV4 | 300-0461 | 145 | 130 | 102 | 108 | 400 | 350 | 8 | 7.05 |



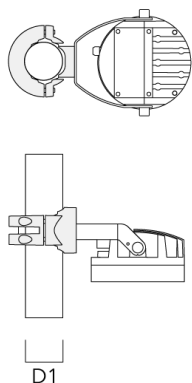
Collier pour mâts PC

| Description | Code produit | D1 | Poids (kg) |
|---|--------------|-------|------------|
| PC2 76-89/60 collier double pour tube (Ø 76-89) | 139-2703 | 76-89 | 1.00 |

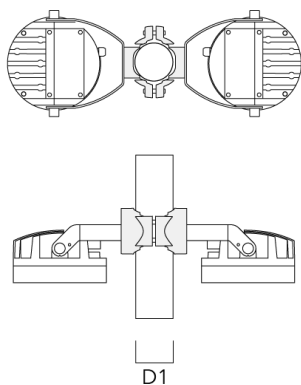


FLC230-CC LED

| Description | Code produit | D1 | Poids (kg) |
|---------------------------------------|--------------|-------|------------|
| PC1 76-89/60 collier simple (Ø 76-89) | 139-2702 | 76-89 | 1.00 |

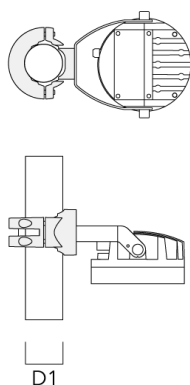


| | | | |
|---|----------|---------|------|
| PC2 102-114/60 collier double pour tube (Ø 102-114) | 139-2707 | 102-114 | 1.20 |
|---|----------|---------|------|

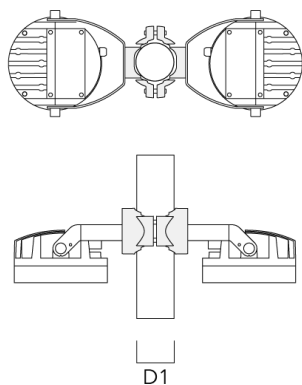


FLC230-CC LED

| Description | Code produit | D1 | Poids (kg) |
|---|--------------|---------|------------|
| PC1 102-114/60 collier simple (Ø 102-114) | 139-2706 | 102-114 | 1.20 |

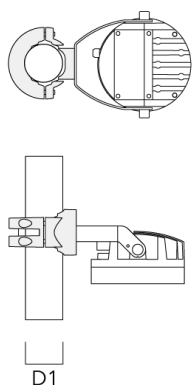


| | | | |
|---|----------|---------|------|
| PC2 114-133/60 collier double pour tube (Ø 114-133) | 139-2709 | 114-133 | 1.40 |
|---|----------|---------|------|

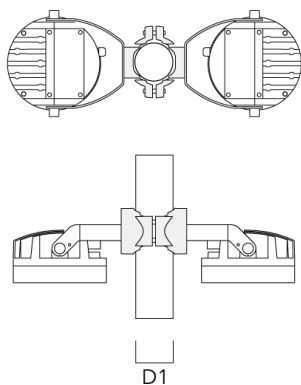


FLC230-CC LED

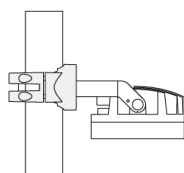
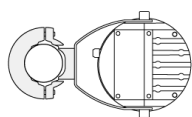
| Description | Code produit | D1 | Poids (kg) |
|---|--------------|---------|------------|
| PC1 114-133/60 collier simple (Ø 114-133) | 139-2708 | 114-133 | 1.40 |



| | | | |
|---|----------|--------|------|
| PC2 82-109/60 collier double pour tube (Ø 82-109) | 139-2705 | 82-109 | 1.10 |
|---|----------|--------|------|



| Description | Code produit | D1 | Poids (kg) |
|---|--------------|--------|------------|
| PC1 82-109/60 collier simple (Ø 82-109) | 139-2704 | 82-109 | 1.10 |

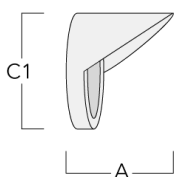


D1

Accessoires Optiques

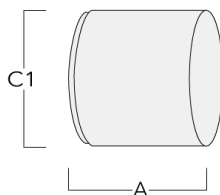
Visière

| Description | Code produit | A | C1 |
|-------------|--------------|-----|-----|
| Visière ES | 139-1852 | 159 | 266 |



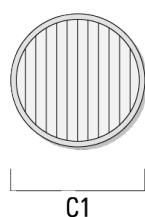
Canon anti-éblouissement

| Description | Code produit | A | C1 |
|-----------------------------|--------------|-----|-----|
| Canon anti-éblouissement ET | 139-1853 | 160 | 266 |

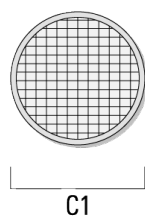


Lentille ovalisante

| Description | Code produit | C1 |
|-------------------|--------------|-----|
| IO-180-FLC230-LED | 139-1849 | 199 |

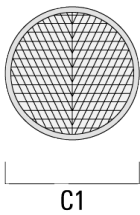
**Lentille e'largissante**

| Description | Code produit | C1 |
|-------------------|--------------|-----|
| IO-360-FLC230-LED | 139-1850 | 199 |



Lentille rasante

| Description | Code produit | C1 |
|------------------|--------------|-----|
| IO-20-FLC230-LED | 139-1848 | 199 |



Control

DMX Controller

| Description | Code produit |
|----------------|--------------|
| DMX Controller | 400-0469 |

DMX Controller (smart)

| Description | Code produit | Informations complémentaires |
|------------------------|--------------|---|
| DMX Controller (smart) | 400-0470 | IP20. The Touch Panel is an intuitive and easy-to use keypad or one DMX universe. It can store up to 36 scenes; alternatively, via |



DMX Booster Box

| Description | Code produit |
|-----------------|--------------|
| DMX Booster Box | 400-0474 |



DMX Motion Sensor

| Description | Code produit |
|-------------------|--------------|
| DMX Motion Sensor | 400-0478 |



DMX Termination Plug

| Description | Code produit |
|----------------------|--------------|
| DMX Termination Plug | 400-0475 |



DMX Plug and Socket

| Description | Code produit |
|---------------------|--------------|
| DMX Plug and Socket | 400-0479 |



DMX Combination Cable

| Description | Code produit |
|-----------------------|--------------|
| DMX Combination Cable | 400-0480 |

**DMX Wireless Repeater**

| Description | Code produit |
|-----------------------|--------------|
| DMX Wireless Repeater | 400-0477 |



DMX Wireless Transceiver

| Description | Code produit |
|--------------------------|--------------|
| DMX Wireless Transceiver | 400-0476 |

**R2C Ready to Connect**

| Description | Code produit |
|----------------------------|--------------|
| R2C Ready to Connect (top) | 430-0019 |