

FLC201-TW LED TUNABLE WHITE



Description

IP66, Class III. IK07. Marine-grade, die-cast aluminum alloy. 5CE superior corrosion protection including PCS hardware. Silicone CCG® Controlled Compression Gasket. Safety glass lens. One factory installed flange plug M8 x 1.5. Cable length 4 ft. Integral driver in separate driver box (constant current), prewired; to be ordered separately. CAD-optimized optics for superior illumination and glare control. OLC® One LED Concept. Factory-installed LED circuit board. Tunable White technology. DMX interface.

Maximum one internal optical accessory possible, to be specified at time of ordering.

Specify product with 7 Digit product code – Finish Color. Accessories, such as mounting, optical, and electrical, must be specified separately.

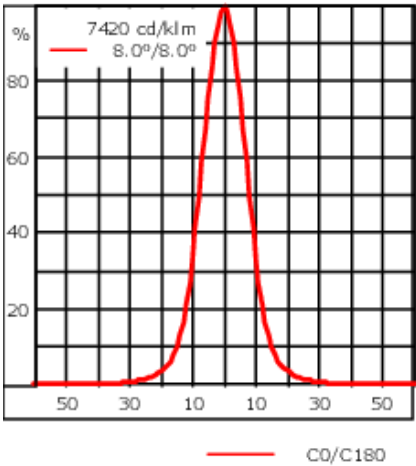
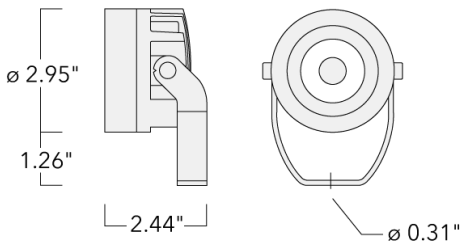
Example: XXX-XXXX – 9004 (Black)  
+ XXX-XXXX (Accessory 1)

Weight	1.10 lb
Light distribution	symmetric, narrow beam [N]
Light source	LED-1/4W - 2200-6000 K
CRI	80
Power supply	electronic gear
LEDs	1
Rated input power	5.5 W

Nominal Lumen (lm)	
LED Lumen	420
Total Lumen	420
Tj	85

Delivered lumens (lm)	
LED Lumen	326.9
Total Lumen	326.9
Ta	25

FLC201-TW LED TUNABLE WHITE



Specifications

Material description

Body	Marine-grade, die-cast aluminium alloy
Lens	Safety glass lens
Colors	<div><div></div> RAL9004 Black</div> <div><div></div> RAL9007 Grey Metallic</div> <div><div></div> RAL9016 White</div> <div><div></div> RAL8019 Dark Bronze</div>
Gasket	Silicone CCG® Controlled Compression Gasket
Fasteners	PCS Polymer Coated Stainless Steel Hardware
Ingress protection	IP66
Impact resistance	IK07
Corrosion resistance	5CE
Windage	0.065

Electrical description

Driver / Ballast	120-277V DMX
Power factor	> 0.9

FLC201-TW LED TUNABLE WHITE

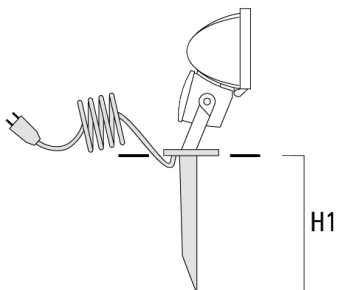
Additional information

Lifetime	Ta=25° L90B10 > 90000h
----------	------------------------

Mounting Accessories

Ground spike EF

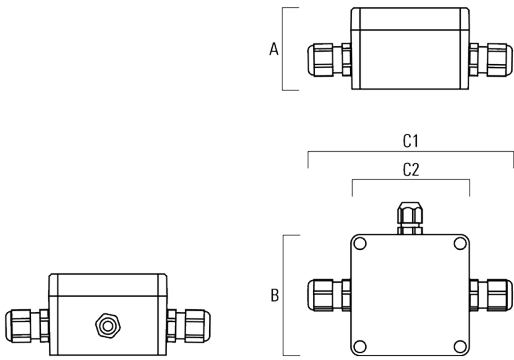
Description	Part ID	H1	Weight (lb)
EF1-M18 Ground spike	310-0045	10.70	0.80



FLC201-TW LED TUNABLE WHITE

Junction box

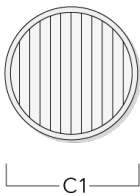
Description	Part ID	A	B	C1	C2
JB200 R82 Junction box	139-2590	2.17	3.23	5.51	3.15



Optical Accessories

Linear spread lens

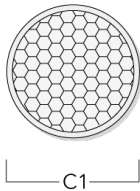
Description	Part ID	C1
IO-180-FLC201-LED	139-2453	41.8



FLC201-TW LED TUNABLE WHITE

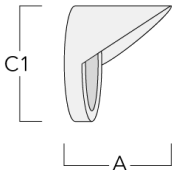
Honeycomb louvre

Description	Part ID	C1
IW-FLC201-LED	139-2454	48



Glare shield

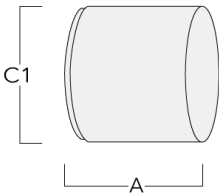
Description	Part ID	A	C1	Weight (lb)
ES-FLC201-LED	139-2455	59.5	75	0.24



FLC201-TW LED TUNABLE WHITE

Snoot

Description	Part ID	A	C1	Weight (lb)
ET-FLC201-LED	139-2456	60	75	0.37

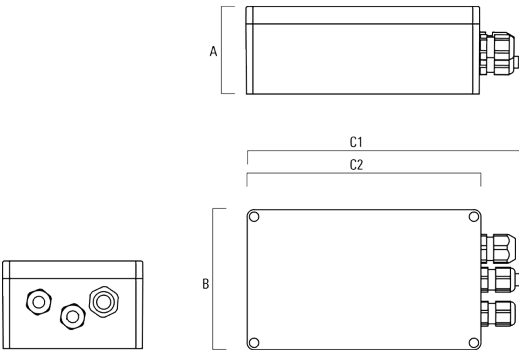




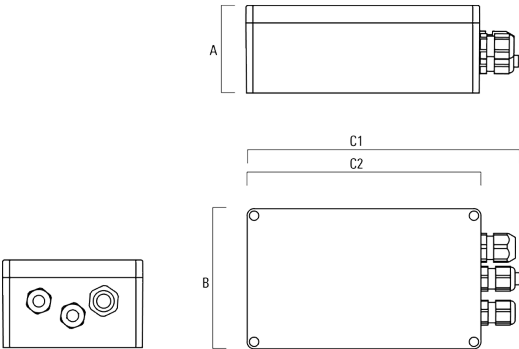
Electrical Accessories

Gear box

Description	Part ID	A	B	C1	C2
GB200 R200x120 gear box (medium) TW	139-2632	75	120	229	200



GB200 R230x140 gear box (large) SP10 TW	139-2633	95	140	255	230
--	----------	----	-----	-----	-----



FLC201-TW LED TUNABLE WHITE

Description	Part ID	A	B	C1	C2
FLC201_210 Tunable White Gear Box	139-6978	3	4.7	9	7.9

