



Description

RGBW/RGBA Color Changer.

IP66, Class III. IK07. Marine-grade, die-cast aluminum alloy. 5CE superior corrosion protection including PCS hardware. Silicone CCG® Controlled Compression Gasket. Safety glass lens. One cable gland. Second gland for through-wiring on request. Integral driver in separate driver box (constant current), prewired; to be ordered separately. CAD-optimized optics for superior illumination and glare control. OLC® One LED Concept. Factory-installed LED circuit board. Color Changer technology. DMX interface.

Specify product with 7 Digit product code - Finish Color. Accessories, such as mounting, optical, and electrical, must be specified separately.

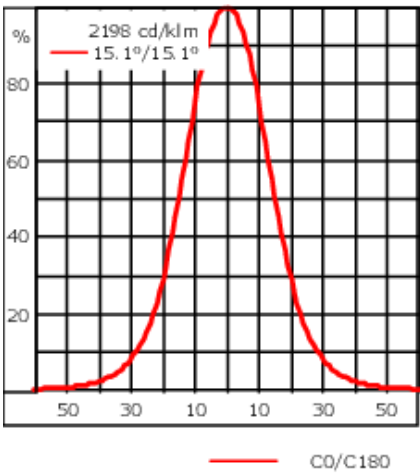
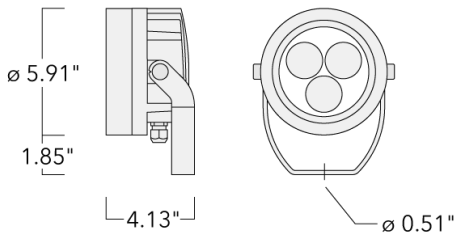
Example: XXX-XXXX - 9004 (Black)  
+ XXX-XXXX (Accessory 1)

Weight	8.80 lb
Light distribution	symmetric, medium beam [M]
Light source	LED-3/12W - RGBW/4K
CRI	20/80
Power supply	electronic gear
LEDs	3
Rated input power	14 W

Nominal Lumen (lm)	
LED Lumen	391.7
Total Lumen	1175
Tj	85

Delivered lumens (lm)	
LED Lumen	299.5
Total Lumen	898.4
Ta	25

FLC210 LED COLOR CHANGER



Specifications
Material description

Table with 2 columns: Component and Description. Rows include Body (Marine-grade, die-cast aluminium alloy), Lens (Safety glass lens), Colors (RAL9004 Black, RAL9007 Grey Metallic, RAL9016 White, RAL8019 Dark Bronze), Gasket (CCG® Silicone rubber gasket), Fasteners (PCS Polymer Coated Stainless Steel Hardware), Ingress protection (IP66), Impact resistance (IK07), Corrosion resistance (5CE), and Windage (0.018 m²).

Electrical description

Table with 2 columns: Component and Description. Rows include Driver / Ballast (DMX) and Power factor (> 0.9).

FLC210 LED COLOR CHANGER

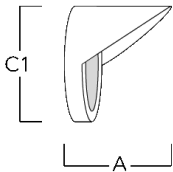
Additional information

Lifetime	Ta=25° L90B10 > 90000h
Listings	ETL, UL-1598, CSA-C22.2#250.0. Suitable for Wet Locations.

Optical Accessories

Glare shield

Description	Part ID	A	C1
ES-FLC210-LED	139-2406	3.39	5.87
ES-FLC210-CC-LED	139-6981	3.39	5.87



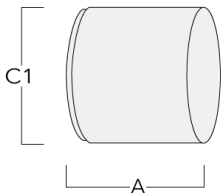
FLC210 LED COLOR CHANGER

Snoot

Description	Part ID	A	C1
ET-FLC210-LED	139-2407	3.39	5.87



ET-FLC210-CC-LED	139-6982	3.39	5.87
------------------	----------	------	------

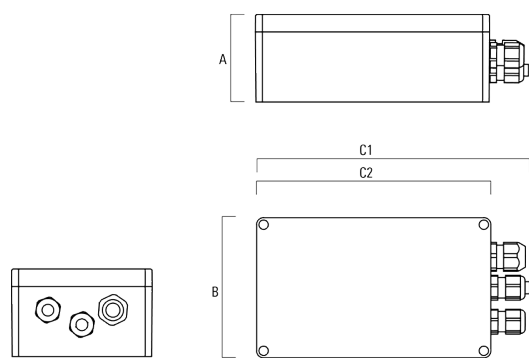


FLC210 LED COLOR CHANGER

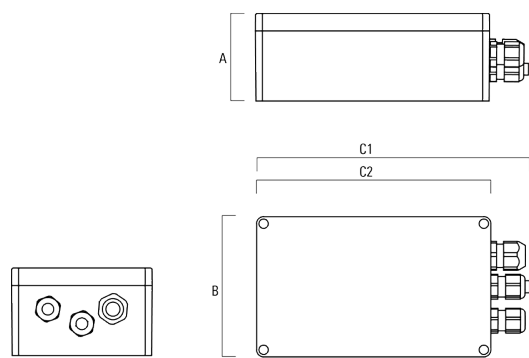
Electrical Accessories

Gear box

Description	Part ID	A	B	C1	C2	Weight (lb)
GB200 R200x120 gear box (medium) 120-277V, 0-10V	139-2526	2.95	4.72	9.02	7.87	1.05

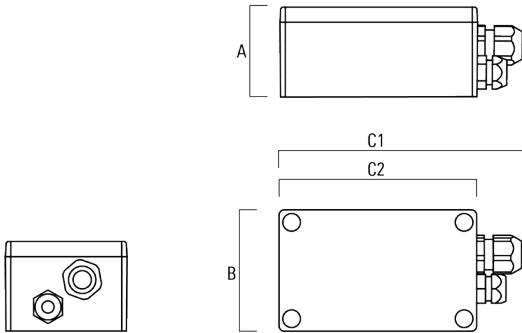


GB200 R230x140 gear box (large)	139-2527	95	140	259	230	1.20
---------------------------------	----------	----	-----	-----	-----	------



FLC210 LED COLOR CHANGER

Description	Part ID	A	B	C1	C2	Weight (lb)
FLC210 RGBW Gear Box	139-6979	3	4.7	9	7.9	

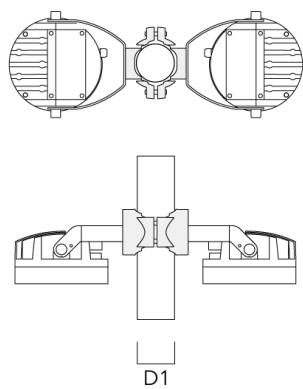


FLC210 LED COLOR CHANGER

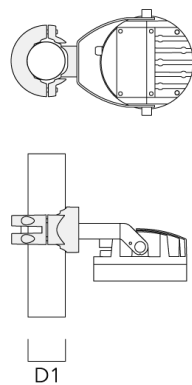
Mounting Accessories

Pole clamp PC

Description	Part ID	D1	Weight (lb)
PC2 76-89/60 Pole clamp, double (Ø 3"-3.5")	139-2703	3.0-3.50	2.20



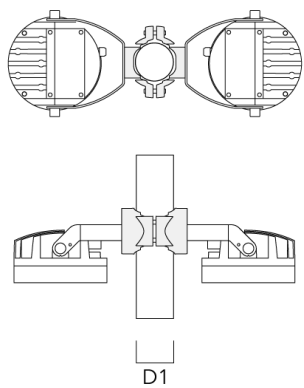
PC1 76-89/60 Pole clamp, single (Ø 3"-3.5")	139-2702	3.0-3.50	2.20
---	----------	----------	------



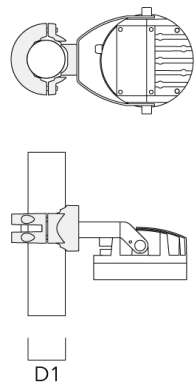


FLC210 LED COLOR CHANGER

Description	Part ID	D1	Weight (lb)
PC2 102-114/60 Pole clamp, double (Ø 4"-4.5")	139-2707	4.0-4.50	2.65



PC1 102-114/60 Pole clamp, single (Ø 4"-4,5")	139-2706	4.0-4.50	2.65
--	----------	----------	------



FLC210 LED COLOR CHANGER

Description	Part ID	D1	Weight (lb)
PC2 114-133/60 Pole clamp, double (Ø 4.5"-5.25")	139-2709	4.5-5.25	3.10

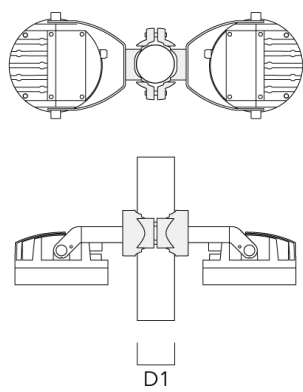


PC1 114-133/60 Pole clamp, single (Ø 4.5"-5.25")	139-2708	4.5-5.25	3.10
---	----------	----------	------



FLC210 LED COLOR CHANGER

Description	Part ID	D1	Weight (lb)
PC2 82-109/60 Pole clamp, double (Ø 3.25"-4.25")	139-2705	3.20-4.30	2.40



PC1 82-109/60 Pole camp, single (Ø 3.25"-4.3")	139-2704	3.20-4.30	2.40
--	----------	-----------	------

