

FLC210 TW LED [GP] TUNABLE WHITE GOBO PROJECTOR



Description

Tunable White Profile Projector [GP] for projection of gobos on a surface. Spherical and aspherical, double flat convex lens system.

Gobo size T. Gobo outside diameter 46,6 mm, max. printable area d = 38 mm.

IP66, Class I. IK05. Marine-grade, die-cast aluminum alloy. 5CE superior corrosion protection including PCS hardware. Silicone CCG® Controlled Compression Gasket. Safety glass lens. One cable gland. Second gland for through wiring on request. Integral driver in thermally separated compartment. OLC® One LED Concept. Factory installed LED circuit board. Tunable White technology. DMX interface.

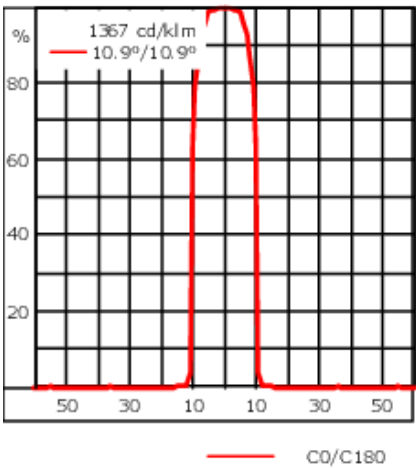
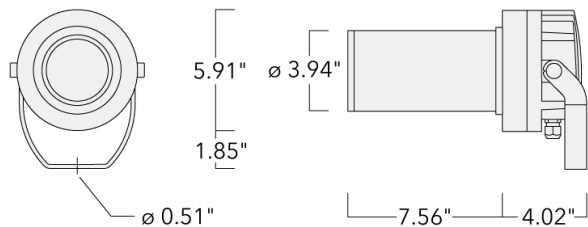
Specify product with 7 Digit product code - Finish Color. Accessories, such as mounting, optical, and electrical, must be specified separately.  
Example: XXX-XXXX - 9004 (Black)  
+ XXX-XXXX (Accessory 1)

Weight	8.80 lb
Light distribution	symmetric Gobo-Projector [GP] - min aperture angle
Light source	LED-FT-10W / 250mA - 2200-6000 K
CRI	80
Power supply	electronic gear
LEDs	1
Rated input power	12 W

Delivered lumens (lm)	
LED Lumen	181.8
Total Lumen	181.8
Ta	25

Nominal Lumen (lm)	
LED Lumen	1440
Total Lumen	1440
Tc	25

FLC210 TW LED [GP] TUNABLE WHITE GOBO PROJECTOR



Specifications  
Material description

Body	Marine-grade, die-cast aluminium alloy
Lens	Safety glass lens
Colors	<div><div></div> RAL9004 Black</div> <div><div></div> RAL9007 Grey Metallic</div> <div><div></div> RAL9016 White</div> <div><div></div> RAL8019 Dark Bronze</div>
Gasket	Silicone CCG® Controlled Compression Gasket
Fasteners	PCS Polymer Coated Stainless Steel Hardware
Ingress protection	IP66
Impact resistance	IK05
Corrosion resistance	5CE

Electrical description

Driver / Ballast	DMX (separate gearbox)
Power factor	> 0.9

**FLC210 TW LED [GP] TUNABLE WHITE GOBO PROJECTOR**

**Additional information**

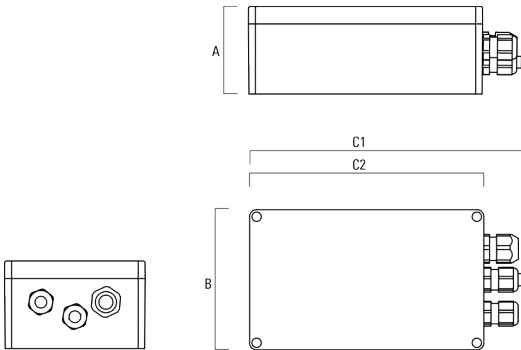
Lifetime	Ta=25°/40° L70B50 > 50000h
Listings	ETL, UL-1598, CSA-C22.2#250.0. Suitable for Wet Locations.

FLC210 TW LED [GP] TUNABLE WHITE GOBO PROJECTOR

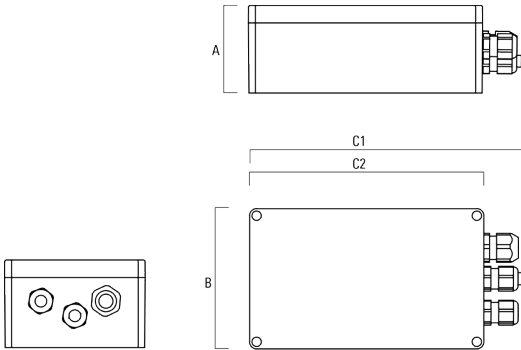
Electrical Accessories

Gear box

Description	Part ID	A	B	C1	C2	Weight (lb)
GB200 R200x120 gear box (medium) 120-277V, 0-10V	139-2526	2.95	4.72	9.02	7.87	1.05

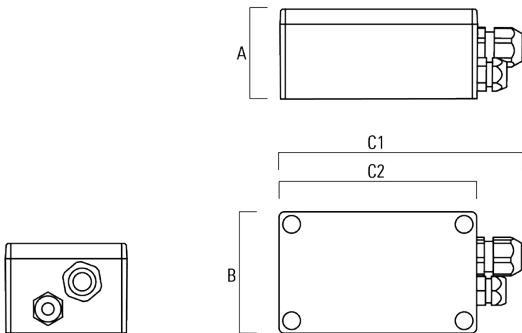


GB200 R230x140 gear box (large)	139-2527	95	140	259	230	1.20
---------------------------------	----------	----	-----	-----	-----	------



FLC210 TW LED [GP] TUNABLE WHITE GOBO PROJECTOR

Description	Part ID	A	B	C1	C2	Weight (lb)
FLC201_210 Tunable White Gear Box	139-6978	3	4.7	9	7.9	

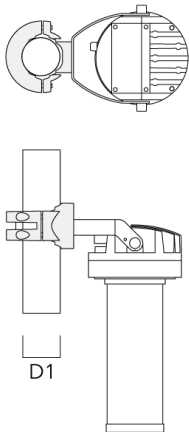


FLC210 TW LED [GP] TUNABLE WHITE GOBO PROJECTOR

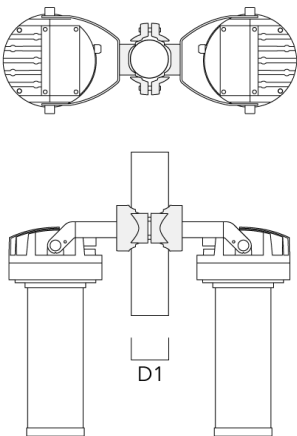
Mounting Accessories

Pole clamp PC

Description	Part ID	D1	Weight (lb)
PC1 76-89/60 Pole clamp, single (Ø 3"-3.5")	139-2702	3.0-3.50	2.20



PC2 76-89/60 Pole clamp, double (Ø 3"-3.5")	139-2703	3.0-3.50	2.20
---	----------	----------	------



FLC210 TW LED [GP] TUNABLE WHITE GOBO PROJECTOR

Description	Part ID	D1	Weight (lb)
PC1 82-109/60 Pole clamp, single (Ø 3.25"-4.3")	139-2704	3.20-4.30	2.40



PC2 82-109/60 Pole clamp, double (Ø 3.25"-4.25")	139-2705	3.20-4.30	2.40
--	----------	-----------	------



FLC210 TW LED [GP] TUNABLE WHITE GOBO PROJECTOR

Description	Part ID	D1	Weight (lb)
PC1 102-114/60 Pole clamp, single (Ø 4"-4,5")	139-2706	4.0-4.50	2.65



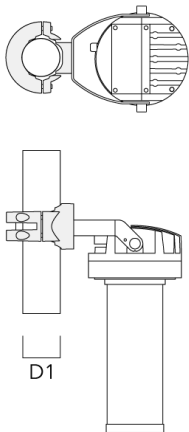
PC2 102-114/60 Pole clamp, double (Ø 4"-4.5")	139-2707	4.0-4.50	2.65
--	----------	----------	------



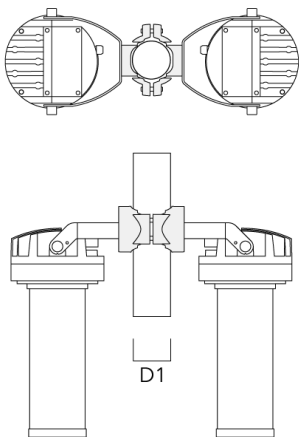


FLC210 TW LED [GP] TUNABLE WHITE GOBO PROJECTOR

Description	Part ID	D1	Weight (lb)
PC1 114-133/60 Pole clamp, single (Ø 4.5"-5.25")	139-2708	4.5-5.25	3.10



PC2 114-133/60 Pole clamp, double (Ø 4.5"-5.25")	139-2709	4.5-5.25	3.10
---	----------	----------	------



**FLC210 TW LED [GP] TUNABLE WHITE GOBO PROJECTOR**

**Optical Accessories**

**Gobo cartridge**

Description	Part ID
Gobo cartridge for FLC210 [GP]	139-2858