

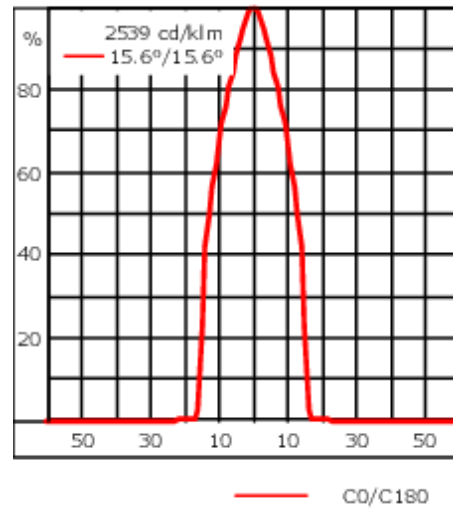


### Description

RGBW/RGBA Colour Changer Profile Projector [ZP] for zoom spot. Spherical and aspherical, double flat convex lens system. Colour Boost Technology.

IP66, Class III. IK05. Marine-grade, die-cast aluminium alloy. 5CE superior corrosion protection including PCS hardware. Silicone CCG® Controlled Compression Gasket. Safety glass lens. One cable gland. Second gland for through wiring on request. Electronic control gear in separate gearbox (medium), prewired. Glass LED lens array. Factory installed LED circuit board. DMX interface.

|                           |  |
|---------------------------|--|
| Weight                    | 4.00 kg  |
| Light distribution        | symmetric Zoom-Projector [ZP] - max aperture angle |
| Light source              | LED-FT-15W - RGBA                                  |
| CRI                       | 20   |
| Power supply              | EC   |
| LEDs                      | 1  |
| Rated input power         | 17 W   |
| <b>Rated lumens (lm)</b>  |  |
| LED Lumen                 | 429.1  |
| Total Lumen               | 429.1  |
| Ta                        | 25   |
| <b>Nominal Lumen (lm)</b> |  |
| LED Lumen                 | 1200   |
| Total Lumen               | 1200   |
| Tc                        | 25   |



## Specifications

### Material description

|                      |  |
|----------------------|--|
| Body                 | Marine-grade, die-cast aluminium alloy   |
| Lens                 | Safety glass lens  |
| Colours              | <div style="display: flex; flex-direction: column; gap: 5px;"> <div><span style="display: inline-block; width: 20px; height: 10px; background-color: black; margin-right: 5px;"></span> RAL9004 Signal black</div> <div><span style="display: inline-block; width: 20px; height: 10px; background-color: #cccccc; margin-right: 5px;"></span> RAL9006 White aluminium</div> <div><span style="display: inline-block; width: 20px; height: 10px; background-color: #808080; margin-right: 5px;"></span> RAL9007 Grey aluminium</div> <div><span style="display: inline-block; width: 20px; height: 10px; background-color: #333333; margin-right: 5px;"></span> RAL7016 Anthracite grey</div> <div><span style="display: inline-block; width: 20px; height: 10px; background-color: #e0e0e0; margin-right: 5px;"></span> RAL9016 Traffic white</div> </div> |
| Gasket               | Silicone CCG® Controlled Compression Gasket  |
| Fasteners            | PCS Polymer Coated Stainless Steel Hardware  |
| Ingress protection   | IP66   |
| Impact resistance    | IK05   |
| Corrosion resistance | 5CE  |

### Electrical description

|                  |   |
|------------------|---|
| Power supply     | 220-240V / 50-60 Hz                               |
| Driver / Ballast | DMX (separate gearbox)                            |
| Power factor     | > 0.9   |
| Surge protection | 6/6 kV (optional SP10 in separate gearbox, large) |

**139-2485\_max**

**FLC210-CC LED [ZP]**

**we-ef**

**Additional information**

---

Lifetime Ta=25° L70B50 > 50000h

Energy efficiency class G (Light source)

---

**Electrical Accessories**

**Gear box**

| Description                      | Part ID  | A  | B   | C1  | C2  | Weight (kg) |
|----------------------------------|----------|----|-----|-----|-----|-------------|
| GB200 R200x120 gear box (medium) | 139-2526 | 75 | 120 | 229 | 200 | 1.05        |



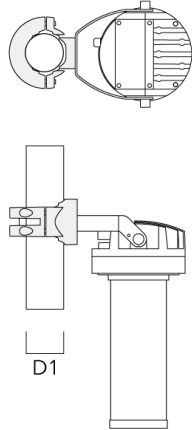
|                                 |          |    |     |     |     |      |
|---------------------------------|----------|----|-----|-----|-----|------|
| GB200 R230x140 gear box (large) | 139-2527 | 95 | 140 | 259 | 230 | 1.20 |
|---------------------------------|----------|----|-----|-----|-----|------|



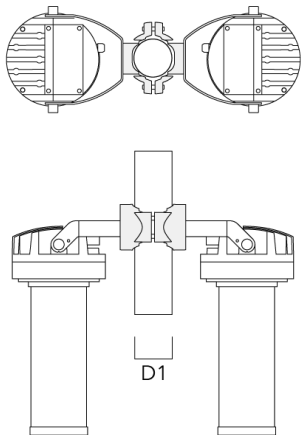
## Mounting Accessories

### Pole clamp PC

| Description                               | Part ID  | D1    | Weight (kg) |
|---|----------|-------|-------------|
| PC1 76-89/60 Pole clamp, single (Ø 76-89) | 139-2702 | 76-89 | 1.00        |



|   |          |       |      |
|---|----------|-------|------|
| PC2 76-89/60 Pole clamp, double (Ø 76-89) | 139-2703 | 76-89 | 1.00 |
|---|----------|-------|------|



## FLC210-CC LED [ZP]

---

| Description                                    | Part ID  | D1     | Weight (kg) |
|--|----------|--------|-------------|
| PC2 82-109/60 Pole clamp, double<br>(Ø 82-109) | 139-2705 | 82-109 | 1.10        |

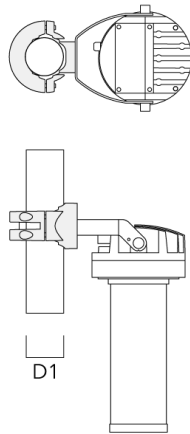
---



---

|  |          |         |      |
|--|----------|---------|------|
| PC1 102-114/60 Pole clamp, single<br>(Ø 102-114) | 139-2706 | 102-114 | 1.20 |
|--|----------|---------|------|

---



**FLC210-CC LED [ZP]**

| Description                                      | Part ID  | D1      | Weight (kg) |
|--|----------|---------|-------------|
| PC2 102-114/60 Pole clamp, double<br>(Ø 102-114) | 139-2707 | 102-114 | 1.20        |



|  |          |         |      |
|--|----------|---------|------|
| PC1 114-133/60 Pole clamp, single<br>(Ø 114-133) | 139-2708 | 114-133 | 1.40 |
|--|----------|---------|------|



**FLC210-CC LED [ZP]**

---

| Description                                      | Part ID  | D1      | Weight (kg) |
|--|----------|---------|-------------|
| PC2 114-133/60 Pole clamp, double<br>(Ø 114-133) | 139-2709 | 114-133 | 1.40        |

---

