



Description

Profile Projector [ZP] for zoom spot. Spherical and aspherical, double flat convex lens system.

IP66, Class I. Class II on request. IK05. Marine-grade, die-cast aluminium alloy. 5CE superior corrosion protection including PCS hardware. Silicone CCG® Controlled Compression Gasket. Safety glass lens. One cable gland. Second gland for through wiring on request. Integral electronic control gear, thermally separated. Glass LED lens array. Factory installed LED circuit board.

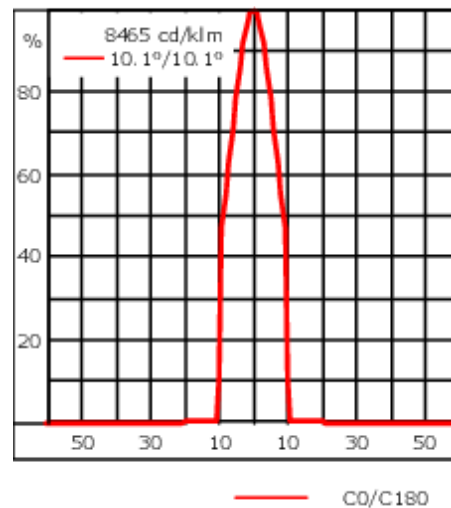
| | |
|--------------------|--|
| Weight | 4.00 kg |
| Light distribution | symmetric Zoom-Projector [ZP] - min aperture angle |
| Light source | LED-FT-26W - 4000 K |
| CRI | 80 |
| Power supply | EC |
| LEDs | 1 |
| Rated input power | 28 W |

Rated lumens (lm)

| | |
|-------------|--------|
| LED Lumen | 1780.3 |
| Total Lumen | 1780.3 |
| Ta | 25 |

Nominal Lumen (lm)

| | |
|-------------|------|
| LED Lumen | 3470 |
| Total Lumen | 3470 |
| Tc | 25 |



Specifications

Material description

| | |
|----------------------|---|
| Body | Marine-grade, die-cast aluminium alloy |
| Lens | Safety glass lens |
| Colours | <ul style="list-style-type: none"> RAL9004 Signal black RAL9006 White aluminium RAL9007 Grey aluminium RAL7016 Anthracite grey RAL9016 Traffic white |
| Gasket | Silicone CCG® Controlled Compression Gasket |
| Fasteners | PCS Polymer Coated Stainless Steel Hardware |
| Ingress protection | IP66 |
| Impact resistance | IK05 |
| Corrosion resistance | 5CE |

Electrical description

| | |
|------------------|---|
| Power supply | 220-240V / 50-60 Hz |
| Driver / Ballast | Standard. Optional DALI version available. To be specified at time of ordering. |
| Power factor | > 0.9 |
| Surge protection | 6/6 kV (optional SP10, only for ON/OFF) |

139-2478_min

FLC210 LED [ZP]

we-ef

Additional information

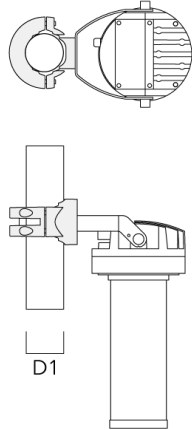
Lifetime Ta=25° L70B50 > 50000h

Energy efficiency class F (Light source)

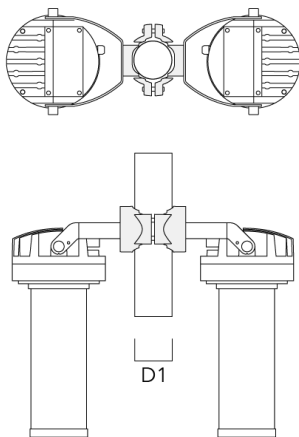
Mounting Accessories

Pole clamp PC

| Description | Part ID | D1 | Weight (kg) |
|---|----------|-------|-------------|
| PC1 76-89/60 Pole clamp, single (Ø 76-89) | 139-2702 | 76-89 | 1.00 |



| | | | |
|---|----------|-------|------|
| PC2 76-89/60 Pole clamp, double (Ø 76-89) | 139-2703 | 76-89 | 1.00 |
|---|----------|-------|------|



FLC210 LED [ZP]

| Description | Part ID | D1 | Weight (kg) |
|--|----------|--------|-------------|
| PC2 82-109/60 Pole clamp, double (Ø 82-109) | 139-2705 | 82-109 | 1.10 |



| | | | |
|--|----------|---------|------|
| PC1 102-114/60 Pole clamp, single (Ø 102-114) | 139-2706 | 102-114 | 1.20 |
|--|----------|---------|------|

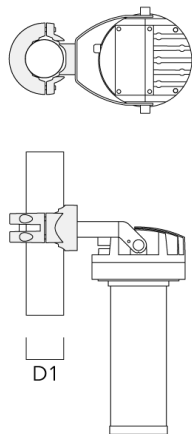


FLC210 LED [ZP]

| Description | Part ID | D1 | Weight (kg) |
|--|----------|---------|-------------|
| PC2 102-114/60 Pole clamp, double (Ø 102-114) | 139-2707 | 102-114 | 1.20 |



| | | | |
|--|----------|---------|------|
| PC1 114-133/60 Pole clamp, single (Ø 114-133) | 139-2708 | 114-133 | 1.40 |
|--|----------|---------|------|



FLC210 LED [ZP]

| Description | Part ID | D1 | Weight (kg) |
|--|----------|---------|-------------|
| PC2 114-133/60 Pole clamp, double (Ø 114-133) | 139-2709 | 114-133 | 1.40 |

