

FLC210 LED FRAMING PROJECTOR



Description

Profile Projector [FP] for framing applications, polygon shape. Spherical and aspherical, double flat convex lens system.

IP66, Class I. IK05. Marine-grade, die-cast aluminum alloy. 5CE superior corrosion protection including PCS hardware. Silicone CCG® Controlled Compression Gasket. Safety glass lens. One cable gland. Second gland for through wiring on request. Integral driver, thermally separated. OLC® One LED Concept. Factory installed LED circuit board. 0-10V Dimming comes standard with luminaire.

Specify product with 7 Digit product code - Finish Color. Accessories, such as mounting, optical, and electrical, must be specified separately.

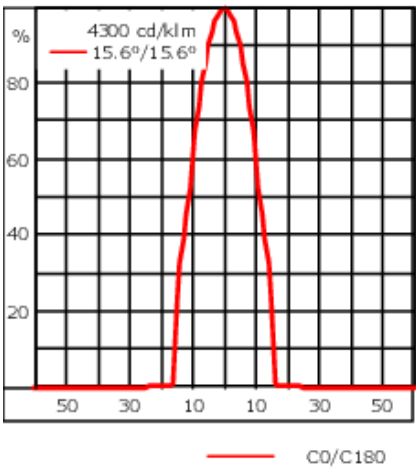
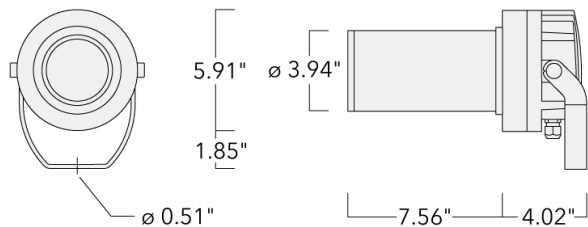
Example: XXX-XXXX - 9004 (Black)  
+ XXX-XXXX (Accessory 1)

Weight	8.80 lb
Light distribution	symmetric Framing-Projector [FP] - max aperture angle
Light source	LED-FT-26W - 4000 K
CRI	80
Power supply	electronic gear
LEDs	1
Rated input power	28 W

Delivered lumens (lm)	
LED Lumen	1924.3
Total Lumen	1924.3
Ta	25

Nominal Lumen (lm)	
LED Lumen	3470
Total Lumen	3470
Tc	25

FLC210 LED FRAMING PROJECTOR



Specifications  
Material description

Body	Marine-grade, die-cast aluminium alloy
Lens	Safety glass lens
Colors	<div><div></div> RAL9004 Black</div> <div><div></div> RAL9007 Grey Metallic</div> <div><div></div> RAL9016 White</div> <div><div></div> RAL8019 Dark Bronze</div>
Gasket	Silicone CCG® Controlled Compression Gasket
Fasteners	PCS Polymer Coated Stainless Steel Hardware
Ingress protection	IP66
Impact resistance	IK05
Corrosion resistance	5CE

Electrical description

Power supply	Integral [ECG] electronic driver 120V-277V.
Driver / Ballast	Integral 0-10V LED Driver
Power factor	> 0.9

**FLC210 LED FRAMING PROJECTOR**

---

**Additional information**

---

Lifetime	Ta=25°/40° L70B50 > 50000h
Listings	Contact WE-EF USA for ETL/UL certification status.

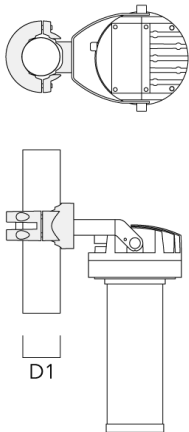
---

FLC210 LED FRAMING PROJECTOR

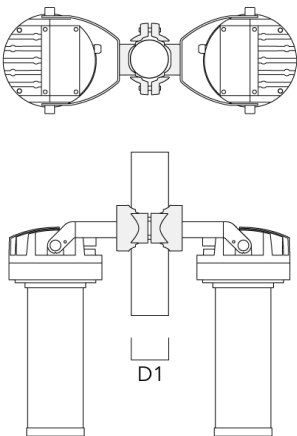
Mounting Accessories

Pole clamp PC

Description	Part ID	D1	Weight (lb)
PC1 76-89/60 Pole clamp, single (Ø 3"-3.5")	139-2702	3.0-3.50	2.20

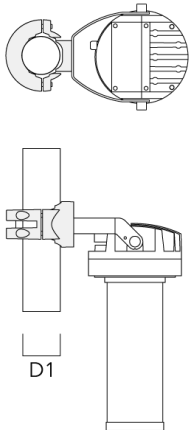


PC2 76-89/60 Pole clamp, double (Ø 3"-3.5")	139-2703	3.0-3.50	2.20
---	----------	----------	------

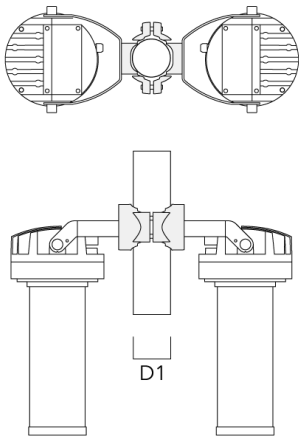


FLC210 LED FRAMING PROJECTOR

Description	Part ID	D1	Weight (lb)
PC1 82-109/60 Pole clamp, single (Ø 3.25"-4.3")	139-2704	3.20-4.30	2.40

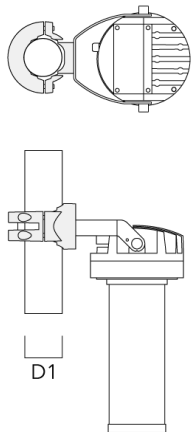


PC2 82-109/60 Pole clamp, double (Ø 3.25"-4.25")	139-2705	3.20-4.30	2.40
--	----------	-----------	------

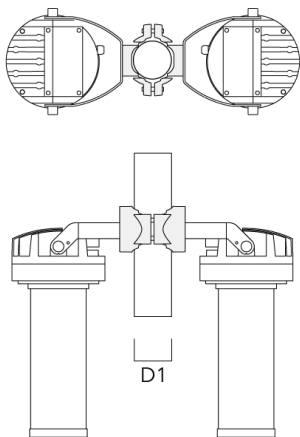


FLC210 LED FRAMING PROJECTOR

Description	Part ID	D1	Weight (lb)
PC1 102-114/60 Pole clamp, single (Ø 4"-4,5")	139-2706	4.0-4.50	2.65



PC2 102-114/60 Pole clamp, double (Ø 4"-4.5")	139-2707	4.0-4.50	2.65
--	----------	----------	------



FLC210 LED FRAMING PROJECTOR

Description	Part ID	D1	Weight (lb)
PC1 114-133/60 Pole clamp, single (Ø 4.5"-5.25")	139-2708	4.5-5.25	3.10



PC2 114-133/60 Pole clamp, double (Ø 4.5"-5.25")	139-2709	4.5-5.25	3.10
---	----------	----------	------

