



Description

IP66, Class I. Class II on request. IK10. Marine-grade, die-cast aluminium alloy. 5CE superior corrosion protection including PCS hardware. Silicone CCG® Controlled Compression Gasket. Polycarbonate main lens. Integral EC electronic converter in thermally-separated compartment. Factory installed LED circuit board. CAD-optimised optics for superior illumination and glare control. Pre-wired post complete with cable connecting box and service door for mains connection.

Optional 2200 K version available. To be specified at time of ordering.

Optional Eco Step Dim® Motion version available. To be specified at time of ordering.

Supplied as a complete luminaire (luminaire head and standpipe). Please note: The standpipe height must be entered for the photometric calculation.

| | |
|--------------------|-------------------------------|
| Weight | 11.50 kg |
| Light distribution | rectangular, side throw [R65] |
| Light source | LED-9/9W / 350 mA - 2700 K |
| CRI | 80 |
| Power supply | EC |
| LEDs | 9 |
| Rated input power | 11 W |

Nominal Lumen (lm)

| | |
|-------------|------|
| LED Lumen | 145 |
| Total Lumen | 1305 |
| Tj | 85 |

Rated lumens (lm)

| | |
|-------------|--------|
| LED Lumen | 118.6 |
| Total Lumen | 1067.2 |
| Ta | 25 |



Specifications

Material description

| | |
|----------------------|------------------------------------------------------------------------------------------------------------------------------------------------------------------------------------------------------------------------------------------------------------------------------------------------------------------------------------------------------------------------------------------------------------------------------------------------------------------------------------------------------------------------------------------------------------------------------------------------------------------------------------------------------------------------------------------------------------------------------------------------------------------------------------------------------------------------------------------------------------|
| Body | Marine-grade, all-aluminium construction |
| Lens | Polycarbonate |
| Colours | <div style="display: flex; flex-direction: column; gap: 5px;"> <div> RAL9004 Signal black</div> <div> RAL9006 White aluminium</div> <div> RAL9007 Grey aluminium</div> <div> RAL7016 Anthracite grey</div> <div> RAL9016 Traffic white</div> </div> |
| Gasket | Silicone CCG® Controlled Compression Gasket |
| Fasteners | PCS Polymer Coated Stainless Steel Hardware |
| Ingress protection | IP66 |
| Impact resistance | IK10 |
| Corrosion resistance | 5CE |

Electrical description

| | |
|------------------|---------------------------------------------------------------------------------|
| Power supply | 220-240V / 50-60 Hz |
| Driver / Ballast | Standard. Optional DALI version available. To be specified at time of ordering. |
| Power factor | > 0.9 |
| Surge protection | 10/10kV (SP10) |

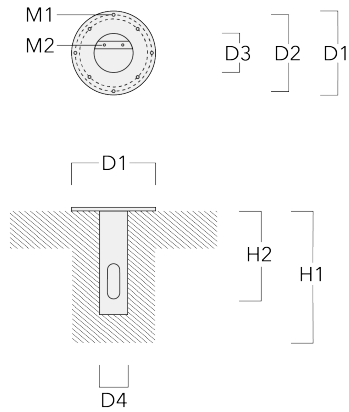
Additional information

| | |
|-------------------------|------------------------|
| Lifetime | Ta=25° L90B10 > 90000h |
| Energy efficiency class | C-D (Light source) |

Mounting Accessories

Planted root

| Description | Part ID | D1 | D2 | D3 | D4 | H1 | H2 | M1 | M2 | Weight (kg) |
|-------------------|----------|-----|-----|-----|-----|-----|-----|----|----|-------------|
| Planted root ESV4 | 300-0464 | 220 | 190 | 102 | 108 | 400 | 350 | 8 | 6 | 4.30 |



115-1944

CTY150 LED

we-ef

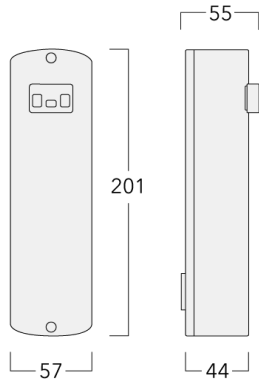
Optical Accessories

Light shield

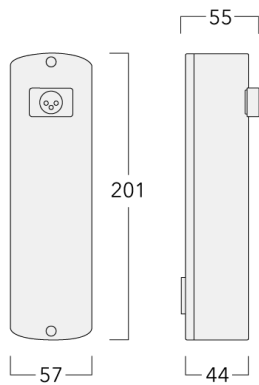
| Description | Part ID | Additional information |
|-------------|----------|---------------------------------------------------------------------------------------------------------------------------------------|
| LS360-75 | 430-0024 | Lens adapter LS360 to reduce the upper luminous flux. PMMA injection moulded component, clear. Suitable for [R65] [A60] lenses. |

Control**Eco Step Dim® Motion**

| Description | Part ID |
|-------------------------------------------|----------|
| Eco Step Dim® Motion - Linked- Primary | 430-0030 |



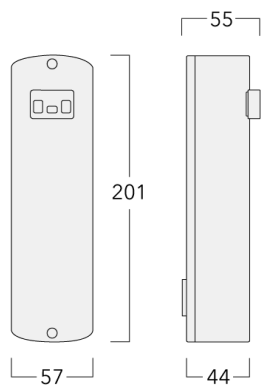
| | |
|---------------------------------------------|----------|
| Eco Step Dim® Motion - Linked- Secondary | 430-0031 |
|---------------------------------------------|----------|



115-1944

CTY150 LED

| Description | Part ID |
|------------------------------------|----------|
| Eco Step Dim® Motion - Stand-Alone | 430-0037 |



115-1944

CTY150 LED

WE-EF LEUCHTEN GmbH

Töpinger Straße 16, 29646 Bispingen, Germany

Phone: +49 5194 909-0

info@we-ef.com

<https://we-ef.com>

Subject to technical changes and errors.

Generated on 23/10/2024