



Description

IP66. IK07. Marine-grade, die-cast aluminium alloy. 5CE superior corrosion protection including PCS hardware. Safety glass lens. Silicone CCG® Controlled Compression Gasket. Luminaire is factory-sealed and does not need to be opened during installation.

Advanced thermal management protects LEDs while optimising lumens output. CAD-optimised optics for superior illumination and glare control. Including 5 ft of flexible PVC free cable.

Optical accessories are factory-installed. To be specified at time of ordering.

4W / 120V mains voltage version, ON-OFF Class I. Non-dimming.
6W / 24V DC low voltage version available upon request, ON-OFF Class III. Non-dimming.

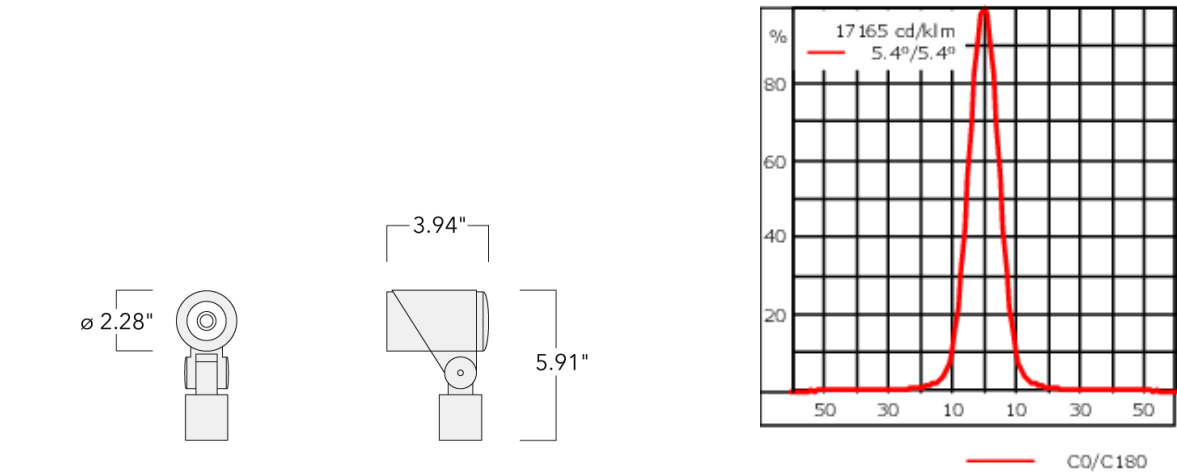
Dimmable versions can only be done with a remote driver (120-277V)

347V remote driver on request.

Weight	0.70 lb
Light distribution	symmetric, very narrow beam [VN]
Light source	LED-1/4W / 350 mA - 4000 K
CRI	80
Power supply	electronic gear
LEDs	1
Rated input power	5 W

Delivered lumens (lm)	
LED Lumen	449.5
Total Lumen	449.5
Ta	25

Nominal Lumen (lm)	
LED Lumen	530
Total Lumen	530
Tc	25



Specifications

Material description

Body	Marine-grade, die-cast aluminium alloy
Lens	Safety glass lens
Colors	<div><div></div> RAL9004 Black</div> <div><div></div> RAL9007 Grey Metallic</div> <div><div></div> RAL9016 White</div> <div><div></div> RAL8019 Dark Bronze</div>
Gasket	Silicone CCG® Controlled Compression Gasket
Fasteners	PCS hardware
Ingress protection	IP66
Impact resistance	IK07
Corrosion resistance	5CE
Windage	0.16 ft ²

Electrical description

Power supply	120V AC/50-60 Hz (24V DC available upon request)
Driver / Ballast	Integral EC electronic converter (ON/OFF only)
Power factor	>0.9

145-7188



FLC301 Spigot mounted

Additional information

Lifetime	Ta=25°/40° L90B10 > 90000h
Dimming	0-10V Dimming with Remote Driver only
Listings	ETL, UL-1598, CSA-C22.2#250.0. Suitable for Wet Locations

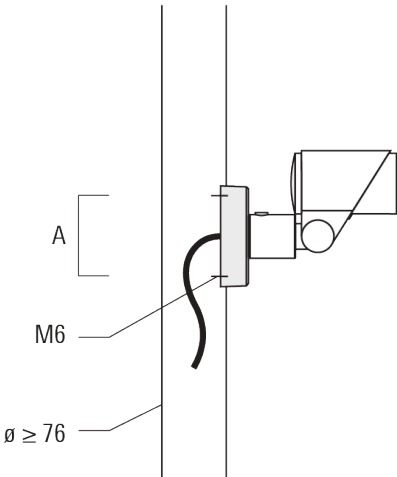
Mounting Accessories

Threaded Nipple

Description	Part ID	Weight (lb)
3/4 inch Threaded Nipple	145-6903	0.24
1/2 inch Threaded Nipple	145-6902	0.2

Flat surface and Column fitter

Description	Part ID	A	B	D1	D2	M1	Weight (lb)
Column fitter FLC300	145-9536	70		≥ 3.0	2.75	0.23	.44 lbs



FLC301 Spigot mounted

Description	Part ID	A	B	D1	D2	M1	Weight (lb)
Flat surface fitter FLC300	145-9535	100	85				0.20



Ground spike EF

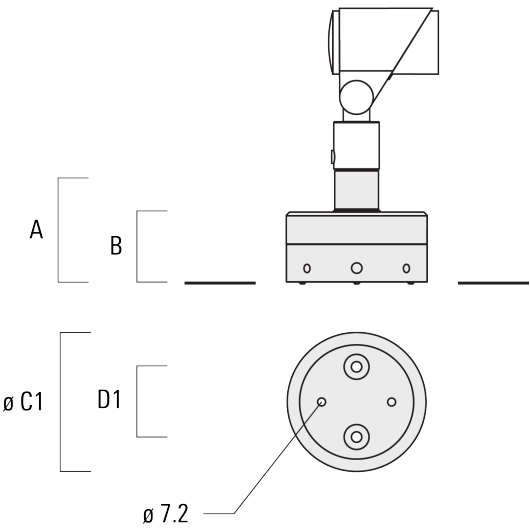
Description	Part ID	A	Weight (lb)
Ground spike EF1 for FLC300	310-9102	10.63	1.20



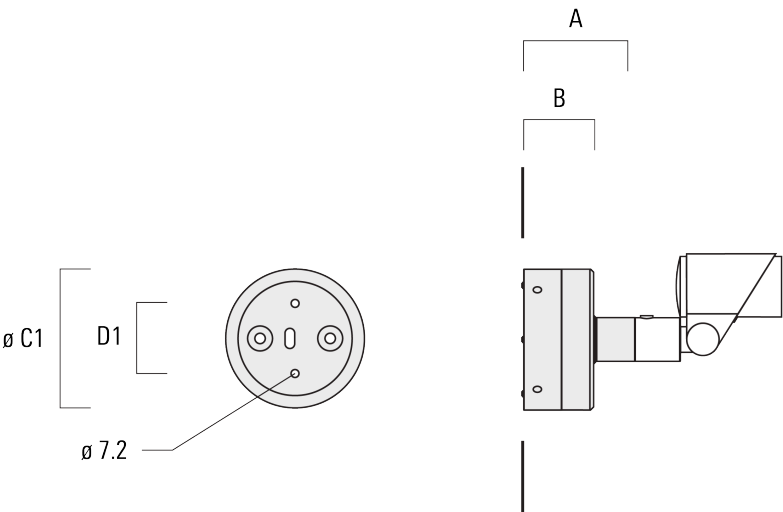
FLC301 Spigot mounted

Junction box JB1

Description	Part ID	A	B	C1	D1	Weight (lb)
Junction box JB1 with side entry	310-9002	4.21	2.64	5.31	2.64	1.20

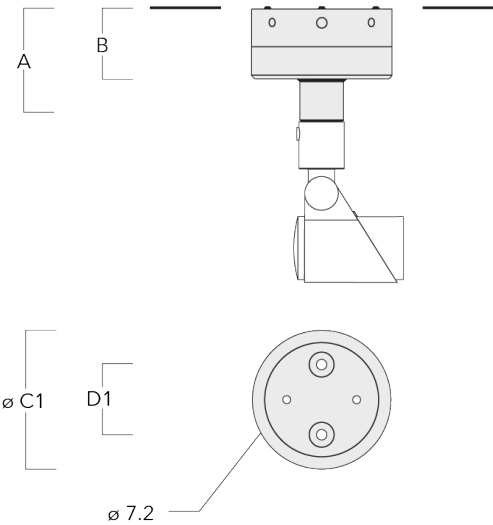


Junction box JB1 with wall entry	310-9025	4.21	2.64	5.31	2.64	1.10
----------------------------------	----------	------	------	------	------	------



FLC301 Spigot mounted

Description	Part ID	A	B	C1	D1	Weight (lb)
Junction box JB1 with side entry (conduit)	310-9022	4.21	2.64	5.31	2.64	1.20



145-7188

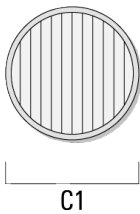


FLC301 Spigot mounted

Optical Accessories

Linear spread lens

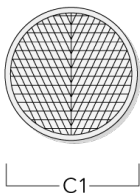
Description	Part ID	C1
Linear spread lens IO-180	145-7229	42.5



FLC301 Spigot mounted

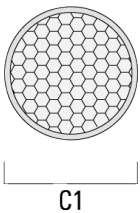
Wallwash lens

Description	Part ID	C1
Wallwash lens IO-20	145-7230	42.5



Honeycomb louvre

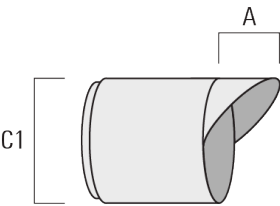
Description	Part ID	C1
Honeycomb louvre IW	145-7231	42.5



FLC301 Spigot mounted

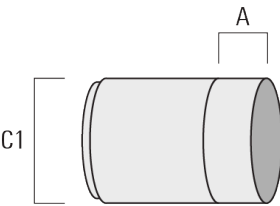
Glare shield

Description	Part ID	A	C1
Glare shield ES	145-7232	20.5	58



Snoot

Description	Part ID	A	C1
Snoot ET	145-7233	22.5	58



Control

DALI interface

Description	Part ID
Low voltage DALI interface	0026

ON-OFF, 24VDC low voltage version

Description	Part ID
24VDC low voltage version	0025