



Description

IP66. IK07. Marine-grade, die-cast aluminium alloy. 5CE superior corrosion protection including PCS hardware. Safety glass lens. Silicone CCG® Controlled Compression Gasket. Luminaire is factory-sealed and does not need to be opened during installation. Knuckle permits 340° rotation, forward tilt 30° and backward tilt 90°.

Advanced thermal management protects LEDs while optimising lumens output. CAD-optimised optics for superior illumination and glare control.

Mains voltage versions, ON-OFF Class I. Integral EC electronic converter.

Optical accessories are factory-installed. To be specified at time of ordering.

Weight	0.80 kg
Light distribution	symmetric, wide beam [B]
Light source	LED-1/4W / 350 mA - 2700 K
CRI	80
Power supply	EC
LEDs	1
Rated input power	5 W

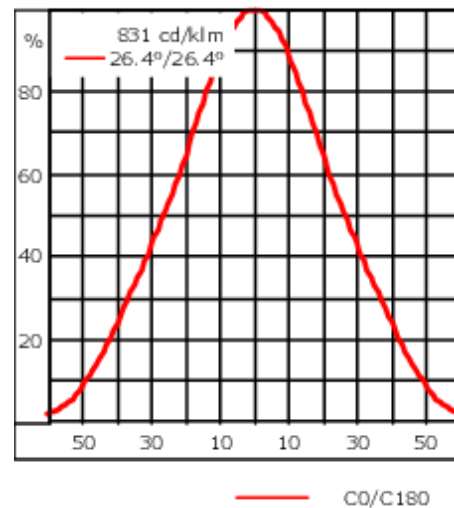
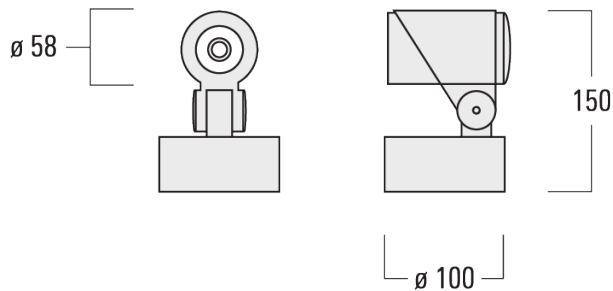
Nominal Lumen (lm)

LED Lumen	490
Total Lumen	490
Tj	85

Rated lumens (lm)

LED Lumen	379.1
Total Lumen	379.1
Ta	25

FLC301 Surface mounted



Specifications

Material description

Body	Marine-grade, die-cast aluminium alloy
Lens	Safety glass lens
Colours	<div style="display: flex; flex-direction: column; gap: 5px;"> <div> RAL9004 Signal black</div> <div> RAL9006 White aluminium</div> <div> RAL9007 Grey aluminium</div> <div> RAL7016 Anthracite grey</div> <div> RAL9016 Traffic white</div> </div>
Gasket	Silicone CCG® Controlled Compression Gasket
Fasteners	PCS hardware
Ingress protection	IP66
Impact resistance	IK07
Corrosion resistance	5CE
Windage	0.01 m ²

Electrical description

Power supply	220-240V / 50-60 Hz
Driver / Ballast	Integral EC electronic converter
Power factor	>0.9

WE-EF LEUCHTEN GmbH

Töpinger Straße 16, 29646 Bispingen, Germany - Phone: +49 5194 909-0
 info@we-ef.com - <https://we-ef.com>

Subject to technical changes and errors. - Generated on 23/11/2024

145-7192

FLC301 Surface mounted

we-ef

Additional information

Lifetime Ta=25° L90B10 > 90000h

Energy efficiency class D-E (Light source)

WE-EF LEUCHTEN GmbH

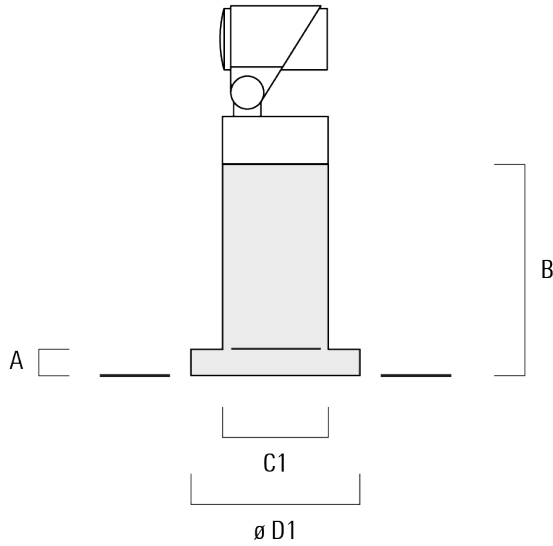
Töpinger Straße 16, 29646 Bispingen, Germany - Phone: +49 5194 909-0
info@we-ef.com - <https://we-ef.com>

Subject to technical changes and errors. - Generated on 23/11/2024

Mounting Accessories

Short post EM

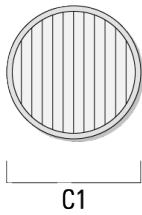
Description	Part ID	A	B	C1	D1	Weight (kg)
Short post EM1 for FLC301	145-9200	26	200	100	160	1.10



Optical Accessories

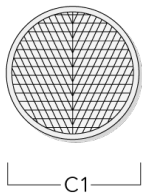
Linear spread lens

Description	Part ID	C1
Linear spread lens IO-180	145-7229	42.5



Wallwash lens

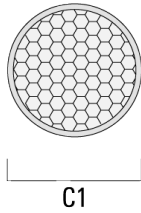
Description	Part ID	C1
IO-20-WW-FLC301-LED	145-7230	42.5



FLC301 Surface mounted

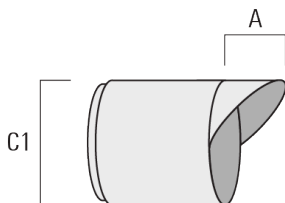
Honeycomb louvre

Description	Part ID	C1
Honeycomb louvre IW	145-7231	42.5



Glare shield

Description	Part ID	A	C1
Glare shield ES	145-7232	20.5	58



FLC301 Surface mounted

Snoot

Description	Part ID	A	C1
Snoot ET	145-7233	22.5	58

