



Description

IP66. IK07. Marine-grade, die-cast aluminium alloy. 5CE superior corrosion protection + primer including PCS hardware. Safety glass lens. Silicone CCG® Controlled Compression Gasket. Luminaire is factory-sealed and does not need to be opened during installation.

Advanced thermal management protects LEDs while optimising lumens output. CAD-optimised optics for superior illumination and glare control.

Mains voltage versions, ON-OFF Class I. Integral EC electronic converter.

24VDC low voltage versions, ON-OFF Class III.

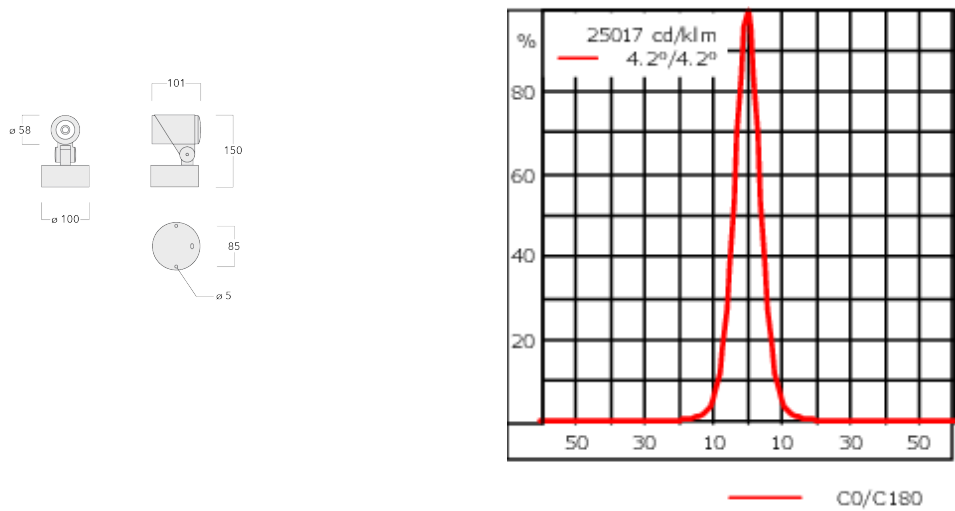
Remote 24VDC power supply to be ordered separately.

Weight	0.80 kg
Light distribution	symmetric, very narrow beam, sharp cut-off [EES]
Light source	LED-1/4W / 350 mA - 3000 K
CRI	80
Power supply	EC
LEDs	1
Rated input power	5 W

Nominal Lumen (lm)	
LED Lumen	455
Total Lumen	455
Tj	85

Rated lumens (lm)	
LED Lumen	382.2
Total Lumen	382.2
Ta	25

FLC301 Surface mounted



Specifications

Material description

Body	Marine-grade, die-cast aluminium alloy
Lens	Safety glass lens
Colours	<div><div></div> RAL9004 Signal black</div> <div><div></div> RAL9006 White aluminium</div> <div><div></div> RAL9007 Grey aluminium</div>
Gasket	Silicone CCG® Controlled Compression Gasket
Fasteners	PCS Polymer Coated Stainless Steel Hardware (unpainted)
Ingress protection	IP66
Impact resistance	IK07
Corrosion resistance	5CE+Primer
Windage	0.01 m ²

Electrical description

Driver / Ballast	Integral EC electronic converter
Power factor	>0.9

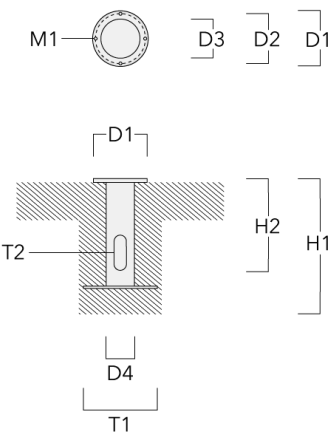
Additional information

Lifetime	Ta=40° L90B10 > 90000h
----------	------------------------

Mounting Accessories

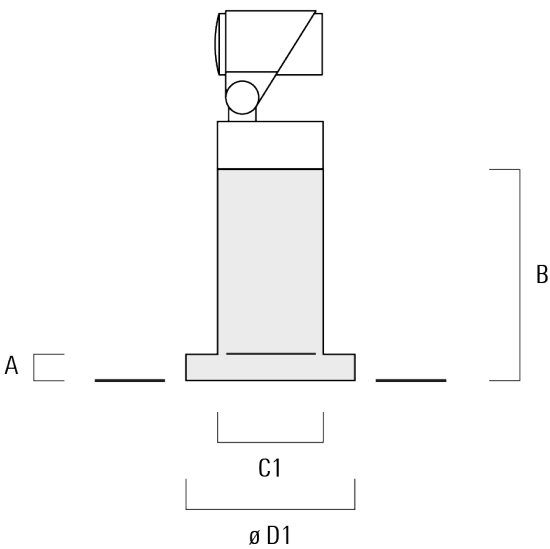
Planted root

Description	Part ID	D1	D2	D3	D4	H1	H2	M1	T1	T2	Weight (kg)
Planted root ESV4	300-0461-AP	150	130	60	89	400	350	8	200	50 x 100	3.85



Short post EM

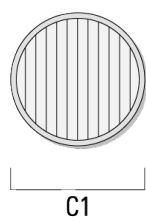
Description	Part ID	A	B	C1	D1	Weight (kg)
Short post EM1 for FLC301	145-9200	26	200	100	160	1.10



Optical Accessories

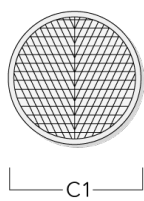
Linear spread lens

Description	Part ID	C1
Linear spread lens IO-180	145-7229	42.5



Wallwash lens

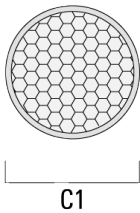
Description	Part ID	C1
Wallwash lens IO-20	145-7230	42.5



FLC301 Surface mounted

Honeycomb louvre

Description	Part ID	C1
Honeycomb louvre IW	145-7231	42.5



Glare shield

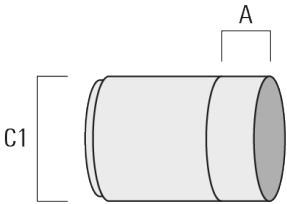
Description	Part ID	A	C1
Glare shield ES	145-7232	20.5	58



FLC301 Surface mounted

Snoot

Description	Part ID	A	C1
Snoot ET	145-7233	22.5	58



145-7202

FLC301 Surface mounted

we-ef

Control

ON-OFF, 24VDC low voltage version

Description	Part ID
24VDC low voltage version	0025

WE-EF LIGHTING Pty Ltd

47 Tarnard Drive, 3195 Braeside, Victoria - Phone: +61 3 8587 0444 - Fax: +61 3 8587 0499
info.australia@we-ef.com - <https://we-ef.com/aus>

Subject to technical changes and errors. - Generated on 07/09/2025