



Description

IP66. IK07. Marine-grade, all aluminium construction. 5CE superior corrosion protection including PCS hardware. Safety glass lens. Silicone CCG® Controlled Compression Gasket. Luminaire is factory-sealed and does not need to be opened during installation.

Advanced thermal management protects LEDs while optimising lumens output. CAD-optimised optics for superior illumination and glare control. Two cable entries.

Mains voltage versions, ON-OFF Class I. Integral EC electronic converter.

24VDC low voltage versions available upon request, ON-OFF Class III.

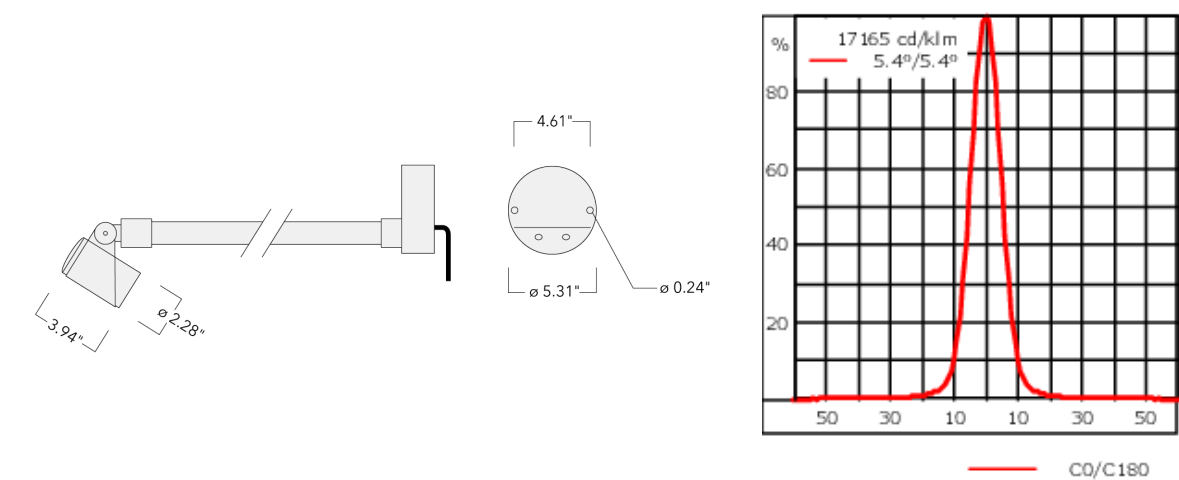
Knuckle permits 340° rotation, forward tilt 73° and backward tilt 90°.

Remote 24VDC power supply to be ordered separately.

|                    |                                  |
|--------------------|----------------------------------|
| Weight             | 2.30 lb                          |
| Light distribution | symmetric, very narrow beam [VN] |
| Light source       | LED-1/4W / 350 mA - 2700 K       |
| CRI                | 80                               |
| Power supply       | electronic gear                  |
| LEDs               | 1                                |
| Rated input power  | 5 W                              |

| Nominal Lumen (lm) |     |
|--------------------|-----|
| LED Lumen          | 490 |
| Total Lumen        | 490 |
| Tj                 | 85  |

| Delivered lumens (lm) |       |
|-----------------------|-------|
| LED Lumen             | 415.5 |
| Total Lumen           | 415.5 |
| Ta                    | 25    |



Specifications

Material description

|                      |                                                                                                                        |
|----------------------|------------------------------------------------------------------------------------------------------------------------|
| Body                 | Marine-grade, all aluminium construction                                                                               |
| Lens                 | Safety glass lens                                                                                                      |
| Colors               | <div><div></div> RAL9004 Black</div> <div><div></div> RAL9007 Grey Metallic</div> <div><div></div> RAL9016 White</div> |
| Gasket               | Silicone CCG® Controlled Compression Gasket                                                                            |
| Fasteners            | PCS hardware                                                                                                           |
| Ingress protection   | IP66                                                                                                                   |
| Impact resistance    | IK07                                                                                                                   |
| Corrosion resistance | 5CE                                                                                                                    |
| Windage              | 0.54 ft²                                                                                                               |

Electrical description

|                  |                                                  |
|------------------|--------------------------------------------------|
| Power supply     | 120V AC/50-60 Hz (24V DC available upon request) |
| Driver / Ballast | Integral EC electronic converter                 |

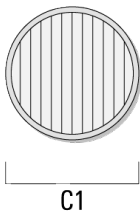
Additional information

|          |                                                            |
|----------|------------------------------------------------------------|
| Lifetime | Ta=25°/40° L90B10 > 90000h                                 |
| Listings | ETL, UL-1598, CSA-C22.2#250.0. Suitable for Wet Locations. |

Optical Accessories

Linear spread lens

| Description               | Part ID  | C1   |
|---------------------------|----------|------|
| Linear spread lens IO-180 | 145-7229 | 42.5 |



FLC301 Wall bracket

Wallwash lens

| Description         | Part ID  | C1   |
|---------------------|----------|------|
| Wallwash lens IO-20 | 145-7230 | 42.5 |



Honeycomb louvre

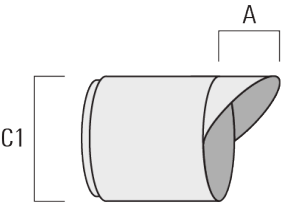
| Description         | Part ID  | C1   |
|---------------------|----------|------|
| Honeycomb louvre IW | 145-7231 | 42.5 |



FLC301 Wall bracket

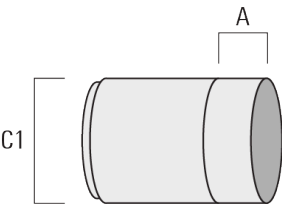
Glare shield

| Description     | Part ID  | A    | C1 |
|-----------------|----------|------|----|
| Glare shield ES | 145-7232 | 20.5 | 58 |



Snoot

| Description | Part ID  | A    | C1 |
|-------------|----------|------|----|
| Snoot ET    | 145-7233 | 22.5 | 58 |



FLC301 Wall bracket

**Control**

**DALI interface**

| Description                | Part ID |
|----------------------------|---------|
| Low voltage DALI interface | 0026    |

**ON-OFF, 24VDC low voltage version**

| Description               | Part ID |
|---------------------------|---------|
| 24VDC low voltage version | 0025    |