



Description

IP66. IK07. Marine-grade, all aluminium construction. 5CE superior corrosion protection including PCS hardware. Safety glass lens. Silicone CCG® Controlled Compression Gasket. Luminaire is factory-sealed and does not need to be opened during installation.

Advanced thermal management protects LEDs while optimising lumens output. CAD-optimised optics for superior illumination and glare control. Two cable entries.

Mains voltage versions, ON-OFF Class I. Integral EC electronic converter.

24VDC low voltage versions available upon request, ON-OFF Class III.

Knuckle permits 340° rotation, forward tilt 73° and backward tilt 90°.

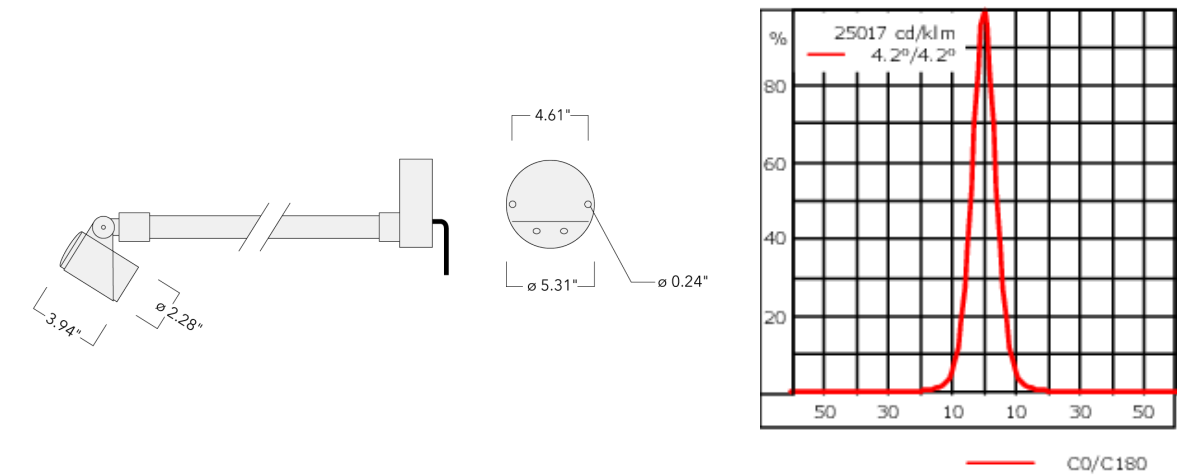
Remote 24VDC power supply to be ordered separately.

Weight	2.30 lb
Light distribution	symmetric, very narrow beam, 'sharp cut-off' [VNS]
Light source	LED-1/4W / 350 mA - 2700 K
CRI	80
Power supply	electronic gear
LEDs	1
Rated input power	5 W

Nominal Lumen (lm)	
LED Lumen	455
Total Lumen	455
Tj	85

Delivered lumens (lm)	
LED Lumen	382.2
Total Lumen	382.2
Ta	25

FLC301 Wall bracket



Specifications  
Material description

Body	Marine-grade, all aluminium construction
Lens	Safety glass lens
Colors	<div><div></div> RAL9004 Black</div> <div><div></div> RAL9007 Grey Metallic</div> <div><div></div> RAL9016 White</div>
Gasket	Silicone CCG® Controlled Compression Gasket
Fasteners	PCS hardware
Ingress protection	IP66
Impact resistance	IK07
Corrosion resistance	5CE
Windage	0.54 ft²

Electrical description

Power supply	120V AC/50-60 Hz (24V DC available upon request)
Driver / Ballast	Integral EC electronic converter

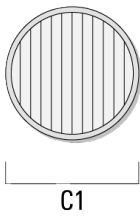
Additional information

Lifetime	Ta=25°/40° L90B10 > 90000h
Listings	ETL, UL-1598, CSA-C22.2#250.0. Suitable for Wet Locations.

Optical Accessories

Linear spread lens

Description	Part ID	C1
Linear spread lens IO-180	145-7229	42.5



FLC301 Wall bracket

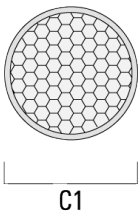
Wallwash lens

Description	Part ID	C1
Wallwash lens IO-20	145-7230	42.5



Honeycomb louvre

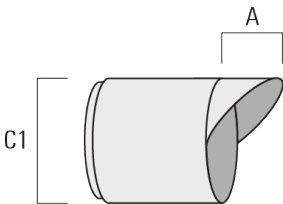
Description	Part ID	C1
Honeycomb louvre IW	145-7231	42.5



FLC301 Wall bracket

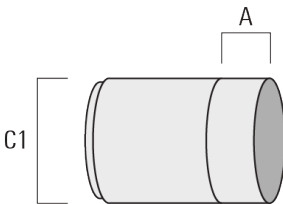
Glare shield

Description	Part ID	A	C1
Glare shield ES	145-7232	20.5	58



Snoot

Description	Part ID	A	C1
Snoot ET	145-7233	22.5	58



FLC301 Wall bracket

Control

DALI interface

Description	Part ID
Low voltage DALI interface	0026

ON-OFF, 24VDC low voltage version

Description	Part ID
24VDC low voltage version	0025