



Description

IP66. IK07. Marine-grade, die-cast aluminium alloy. 5CE superior corrosion protection including PCS hardware. Safety glass lens. Silicone CCG® Controlled Compression Gasket. Luminaire is factory-sealed and does not need to be opened during installation.

Integral EC electronic converter. Advanced thermal management protects LEDs while optimising lumens output. CAD-optimised optics for superior illumination and glare control.

Mains voltage versions only, ON-OFF Class I. 1-10 V analogue dimming or DALI interface available on request (converter in thermally-separated compartment); refer to accessory listings.

Including 0.4 m of flexible cable enclosed in a stainless conduit, in-line connector and mounting clamp for installation to RAIL66 mounting system.

Optical accessories are factory-installed. To be specified at time of ordering.

| | |
|--------------------|----------------------------|
| Weight | 1.20 kg |
| Light distribution | symmetric, wide beam [B] |
| Light source | LED-1/4W / 350 mA - 4000 K |
| CRI | 80 |
| Power supply | EC |
| LEDs | 1 |
| Rated input power | 5 W |

Rated lumens (lm)

| | |
|-------------|-------|
| LED Lumen | 410.1 |
| Total Lumen | 410.1 |
| Ta | 25 |

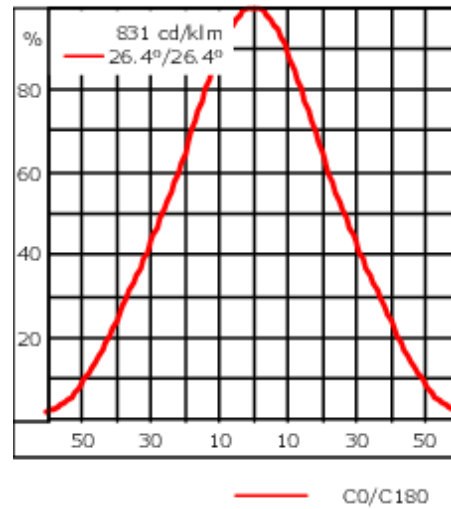
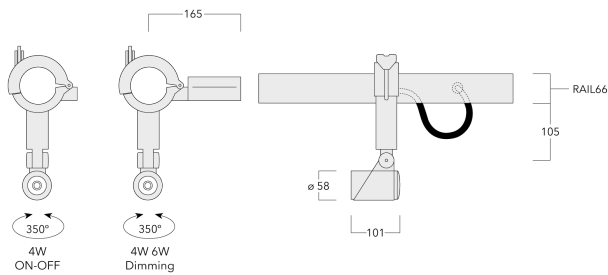
Nominal Lumen (lm)

| | |
|-------------|-----|
| LED Lumen | 530 |
| Total Lumen | 530 |
| Tc | 25 |

145-7218





FLC301 RAIL66

we-ef



Specifications

Material description

| | |
|----------------------|--|
| Body | Marine-grade, die-cast aluminium alloy |
| Lens | Safety glass lens |
| Colours |  RAL9004 Signal black  RAL9007 Grey aluminium  RAL7016 Anthracite grey  RAL9016 Traffic white |
| Gasket | Silicone CCG® Controlled Compression Gasket |
| Fasteners | PCS hardware |
| Ingress protection | IP66 |
| Impact resistance | IK07 |
| Corrosion resistance | 5CE |

Electrical description

| | |
|------------------|----------------------------------|
| Driver / Ballast | Integral EC electronic converter |
|------------------|----------------------------------|

Additional information

| | |
|----------|------------------------|
| Lifetime | Ta=25° L90B10 > 90000h |
|----------|------------------------|

WE-EF LIGHTING (Thailand) Co., Ltd.

57 Moo 5, Kingkaew Rd., Bangplee, 10540 Samutprakarn - Phone: +66 2 738 96 20 - Fax: +66 2 738 96 29

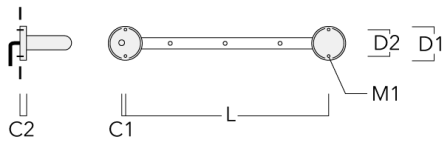
<https://we-ef.com/asia>

Subject to technical changes and errors. - Generated on 23/11/2024

Mounting Accessories

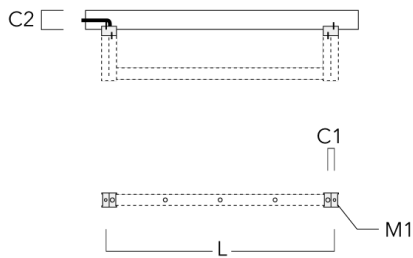
Flat Surface Fitters

| Description | Part ID | C1 | C2 | D1 | D2 | L | M1 | Weight (kg) |
|------------------------|----------|----|----|-----|-----|------|----|-------------|
| Surface fitters (pair) | 310-9290 | 20 | 30 | 180 | 140 | 1070 | 9 | 1.70 |



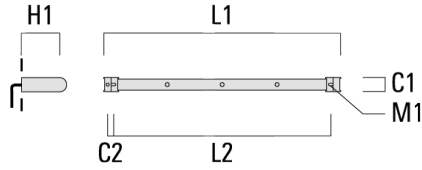
Column Fitters

| Description | Part ID | C1 | C2 | L | M1 | Weight (kg) |
|-----------------------|----------|----|-----|------|----|-------------|
| Column fitters (pair) | 310-9294 | 30 | 100 | 1115 | 12 | 0.90 |

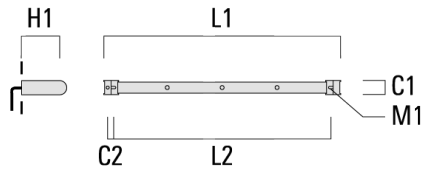


Universal

| Description | Part ID | C1 | C2 | H1 | M1 | Weight (kg) | L1 | L2 |
|--------------------------|----------|----|----|-----|----|-------------|------|------|
| 2 Mains outlets (L=1150) | 310-9300 | 75 | 30 | 200 | 12 | 5.90 | 1150 | 1045 |

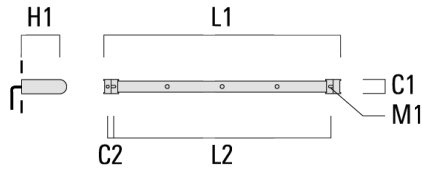


| | | | | | | | | |
|--------------------------|----------|----|----|-----|----|------|------|------|
| 3 Mains outlets (L=1150) | 310-9301 | 75 | 30 | 200 | 12 | 5.90 | 1150 | 1045 |
|--------------------------|----------|----|----|-----|----|------|------|------|



FLC301 RAIL66

| Description | Part ID | C1 | C2 | H1 | M1 | Weight (kg) | L1 | L2 |
|--------------------------|----------|----|----|-----|----|-------------|------|------|
| 3 Mains outlets (L=1650) | 310-9302 | 75 | 30 | 200 | 12 | 7.20 | 1650 | 1545 |

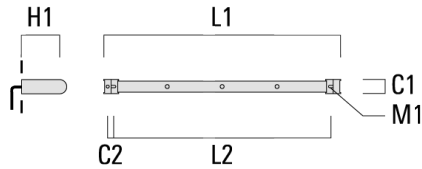


| | | | | | | | | |
|--------------------------|----------|----|----|-----|----|------|------|------|
| 4 Mains outlets (L=1650) | 310-9303 | 75 | 30 | 200 | 12 | 7.20 | 1650 | 1545 |
|--------------------------|----------|----|----|-----|----|------|------|------|

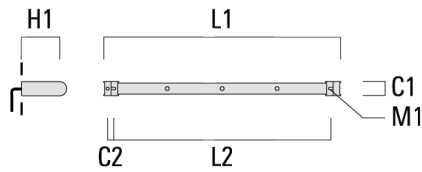


FLC301 RAIL66

| Description | Part ID | C1 | C2 | H1 | M1 | Weight (kg) | L1 | L2 |
|--------------------------|----------|----|----|-----|----|-------------|------|------|
| 4 Mains outlets (L=2150) | 310-9304 | 75 | 30 | 200 | 12 | 8.50 | 2150 | 2045 |

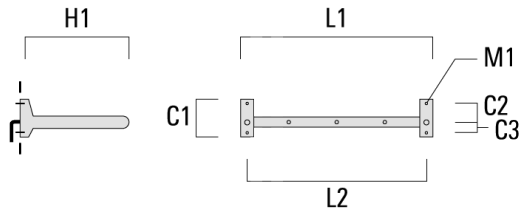


| | | | | | | | | |
|--------------------------|----------|----|----|-----|----|------|------|------|
| 6 Mains outlets (L=2150) | 310-9305 | 75 | 30 | 200 | 12 | 8.50 | 2150 | 2045 |
|--------------------------|----------|----|----|-----|----|------|------|------|

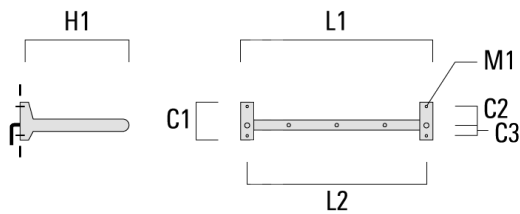


Cantilever

| Description | Part ID | C1 | C2 | C3 | H1 | M1 | Weight (kg) | L1 | L2 |
|--------------------------|----------|-----|-----|----|-----|----|-------------|------|------|
| 2 Mains outlets (L=1150) | 310-9233 | 220 | 120 | 60 | 600 | 13 | 12.00 | 1150 | 1070 |



| | | | | | | | | | |
|--------------------------|----------|-----|-----|----|-----|----|-------|------|------|
| 3 Mains outlets (L=1150) | 310-9234 | 220 | 120 | 60 | 600 | 13 | 12.00 | 1150 | 1070 |
|--------------------------|----------|-----|-----|----|-----|----|-------|------|------|

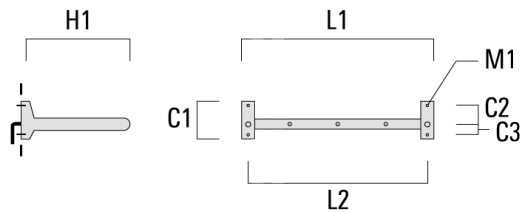


FLC301 RAIL66

| Description | Part ID | C1 | C2 | C3 | H1 | M1 | Weight (kg) | L1 | L2 |
|--------------------------|----------|-----|-----|----|-----|----|-------------|------|------|
| 3 Mains outlets (L=1650) | 310-9243 | 220 | 120 | 60 | 600 | 13 | 13.30 | 1650 | 1570 |

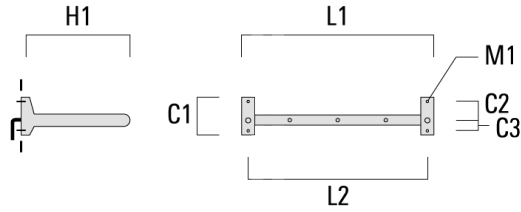


| | | | | | | | | | |
|--------------------------|----------|-----|-----|----|-----|----|-------|------|------|
| 4 Mains outlets (L=1650) | 310-9244 | 220 | 120 | 60 | 600 | 13 | 13.30 | 1650 | 1570 |
|--------------------------|----------|-----|-----|----|-----|----|-------|------|------|

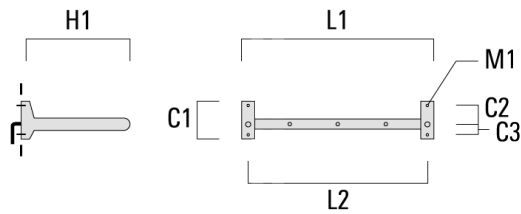


FLC301 RAIL66

| Description | Part ID | C1 | C2 | C3 | H1 | M1 | Weight (kg) | L1 | L2 |
|--------------------------|----------|-----|-----|----|-----|----|-------------|------|------|
| 4 Mains outlets (L=2150) | 310-9255 | 220 | 120 | 60 | 600 | 13 | 14.60 | 2150 | 2070 |



| | | | | | | | | | |
|--------------------------|----------|-----|-----|----|-----|----|-------|------|------|
| 6 Mains outlets (L=2150) | 310-9256 | 220 | 120 | 60 | 600 | 13 | 14.60 | 2150 | 2070 |
|--------------------------|----------|-----|-----|----|-----|----|-------|------|------|



145-7218

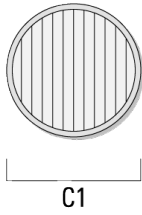
FLC301 RAIL66

we-ef

Optical Accessories

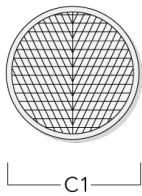
Linear spread lens

| Description | Part ID | C1 |
|---------------------------|----------|------|
| Linear spread lens IO-180 | 145-7229 | 42.5 |



Wallwash lens

| Description | Part ID | C1 |
|---------------------|----------|------|
| Wallwash lens IO-20 | 145-7230 | 42.5 |



WE-EF LIGHTING (Thailand) Co., Ltd.

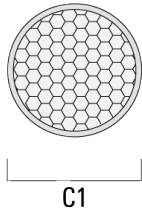
57 Moo 5, Kingkaew Rd., Bangplee, 10540 Samutprakarn - Phone: +66 2 738 96 20 - Fax: +66 2 738 96 29

<https://we-ef.com/asia>

Subject to technical changes and errors. - Generated on 23/11/2024

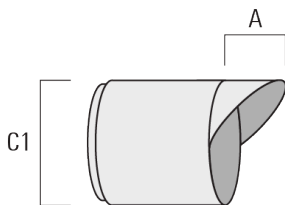
Honeycomb louvre

| Description | Part ID | C1 |
|---------------------|----------|------|
| Honeycomb louvre IW | 145-7231 | 42.5 |



Glare shield

| Description | Part ID | A | C1 |
|-----------------|----------|------|----|
| Glare shield ES | 145-7232 | 20.5 | 58 |



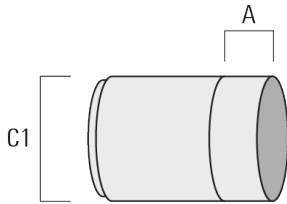
145-7218

FLC301 RAIL66

we-ef

Snoot

| Description | Part ID | A | C1 |
|-------------|----------|------|----|
| Snoot ET | 145-7233 | 22.5 | 58 |



WE-EF LIGHTING (Thailand) Co., Ltd.

57 Moo 5, Kingkaew Rd., Bangplee, 10540 Samutprakarn - Phone: +66 2 738 96 20 - Fax: +66 2 738 96 29

<https://we-ef.com/asia>

Subject to technical changes and errors. - Generated on 23/11/2024

Control**DALI interface**

| Description | Part ID | Additional information |
|----------------|----------|--|
| DALI interface | 430-0013 | DALI variant. The luminaire is equipped with a DT6 Dali driver (Dali 2.0). Dali 2.0 -Application controllers and Input devices defined -Single-masters and multi-masters allowed -Event priorities defined -Separate addressing & grouping from control gear Note: Mixing Dali 1 and Dali 2.0 drivers can cause problems because the addressing and the command scope has changed! |

1-10 V analogue dimming interface

| Description | Part ID |
|-----------------------------------|----------|
| 1-10 V analogue dimming interface | 430-0011 |