

### Description

IP66. IK07. Marine-grade, die-cast aluminium alloy. 5CE superior corrosion protection including PCS hardware. Safety glass lens. Silicone CCG® Controlled Compression Gasket. Luminaire is factory-sealed and does not need to be opened during installation.

Integral EC electronic converter. Advanced thermal management protects LEDs while optimising lumens output. CAD-optimised optics for superior illumination and glare control.

4W / 120V mains voltage version, ON-OFF Class I.

Including 1.3 ft of flexible cable enclosed in a stainless conduit, in-line connector and mounting clamp for installation to RAIL66 mounting system.

|                    |                            |
|--------------------|----------------------------|
| Weight             | 1.20 lb                    |
| Light distribution | symmetric, medium beam [M] |
| Light source       | LED-1/4W / 350 mA - 2700 K |
| CRI                | 80                         |
| Power supply       | electronic gear            |
| LEDs               | 1                          |
| Rated input power  | 5 W                        |

### Nominal Lumen (lm)

|             |     |
|-------------|-----|
| LED Lumen   | 490 |
| Total Lumen | 490 |
| Tj          | 85  |

### Rated lumens (lm)

|             |       |
|-------------|-------|
| LED Lumen   | 398.4 |
| Total Lumen | 398.4 |
| Ta          | 25    |

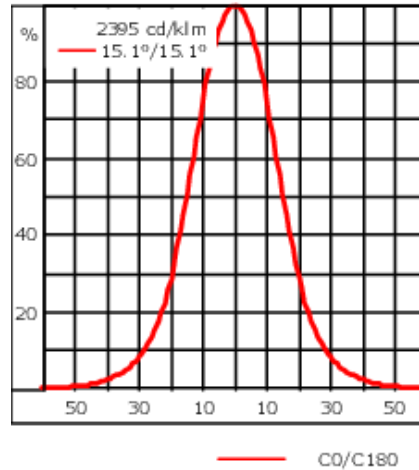
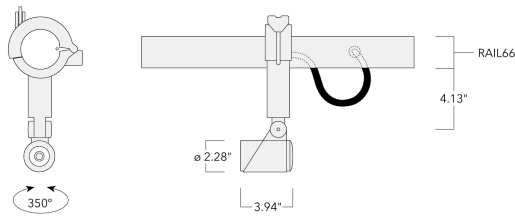
### WE-EF LIGHTING USA, LLC

410-D Keystone Drive, 15086 Warrendale, PA 15086 - Phone: +1 724 742 0030  
 customersupport.usa@we-ef.com - <https://we-ef.com/us>  
 Subject to technical changes and errors. - Generated on 11/23/2024

145-7219

FLC301 RAIL66

**we-ef**



## Specifications

### Material description

|                      |  |
|----------------------|--|
| Body                 | Marine-grade, die-cast aluminium alloy   |
| Lens                 | Safety glass lens  |
| Colors               | <div style="display: flex; align-items: center;"> <div style="width: 20px; height: 15px; background-color: black; margin-right: 5px;"></div> <span>RAL9004 Black</span> </div> <div style="display: flex; align-items: center; margin-top: 5px;"> <div style="width: 20px; height: 15px; background-color: grey; margin-right: 5px;"></div> <span>RAL9007 Grey Metallic</span> </div> <div style="display: flex; align-items: center; margin-top: 5px;"> <div style="width: 20px; height: 15px; background-color: white; border: 1px solid black; margin-right: 5px;"></div> <span>RAL9016 White</span> </div> |
| Gasket               | Silicone CCG® Controlled Compression Gasket  |
| Fasteners            | PCS hardware   |
| Ingress protection   | IP66   |
| Impact resistance    | IK07   |
| Corrosion resistance | 5CE  |
| Windage              | 0.107 ft <sup>2</sup>  |

### Electrical description

|                  |                                  |
|------------------|----------------------------------|
| Driver / Ballast | Integral EC electronic converter |
|------------------|----------------------------------|

### Additional information

|          |  |
|----------|--|
| Lifetime | Ta=25°/40° L90B10 > 90000h                                 |
| Listings | ETL, UL-1598, CSA-C22.2#250.0. Suitable for Wet Locations. |

#### WE-EF LIGHTING USA, LLC

410-D Keystone Drive, 15086 Warrendale, PA 15086 - Phone: +1 724 742 0030

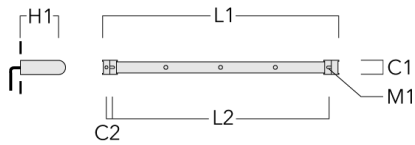
customersupport.usa@we-ef.com - <https://we-ef.com/us>

Subject to technical changes and errors. - Generated on 11/23/2024

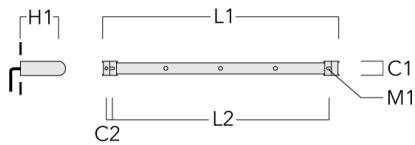
### Mounting Accessories

#### Universal

| Description               | Part ID  | C1   | C2   | H1   | M1  | Weight (lb) | L1    | L2    |
|---------------------------|----------|------|------|------|-----|-------------|-------|-------|
| 2 Mains outlets (L=45.28) | 310-9200 | 3.00 | 1.20 | 7.90 | 0.5 | 13.00       | 45.28 | 41.14 |

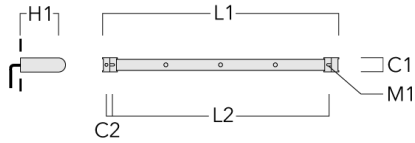


|                           |          |      |      |      |     |       |       |       |
|---------------------------|----------|------|------|------|-----|-------|-------|-------|
| 3 Mains outlets (L=45.28) | 310-9202 | 3.00 | 1.20 | 7.90 | 0.5 | 13.00 | 45.28 | 41.14 |
|---------------------------|----------|------|------|------|-----|-------|-------|-------|

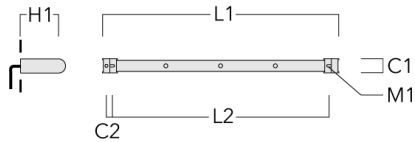


**FLC301 RAIL66**

| Description               | Part ID  | C1   | C2   | H1   | M1  | Weight (lb) | L1    | L2    |
|---------------------------|----------|------|------|------|-----|-------------|-------|-------|
| 3 Mains outlets (L=64.69) | 310-9210 | 3.00 | 1.18 | 7.90 | 0.5 | 15.90       | 64.69 | 60.83 |



|                           |          |      |      |      |   |           |       |       |
|---------------------------|----------|------|------|------|---|-----------|-------|-------|
| 4 Mains outlets (L=64.69) | 310-9212 | 3.00 | 1.18 | 7.90 | 5 | 13.00 lbs | 64.69 | 60.83 |
|---------------------------|----------|------|------|------|---|-----------|-------|-------|



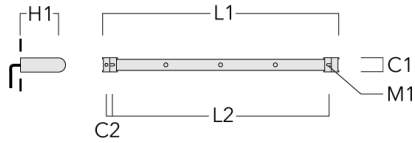
**WE-EF LIGHTING USA, LLC**

410-D Keystone Drive, 15086 Warrendale, PA 15086 - Phone: +1 724 742 0030  
 customersupport.usa@we-ef.com - <https://we-ef.com/us>

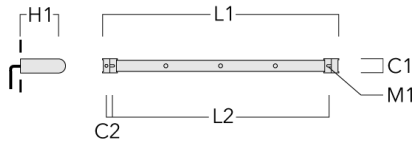
Subject to technical changes and errors. - Generated on 11/23/2024

**FLC301 RAIL66**

| Description               | Part ID  | C1   | C2   | H1   | M1  | Weight (lb) | L1    | L2    |
|---------------------------|----------|------|------|------|-----|-------------|-------|-------|
| 4 Mains outlets (L=84.65) | 310-9220 | 3.00 | 1.18 | 7.90 | 0.5 | 18.76       | 84.65 | 80.51 |



|                           |          |      |      |      |     |       |       |       |
|---------------------------|----------|------|------|------|-----|-------|-------|-------|
| 6 Mains outlets (L=84.65) | 310-9222 | 3.00 | 1.18 | 7.90 | 0.5 | 18.76 | 84.65 | 80.51 |
|---------------------------|----------|------|------|------|-----|-------|-------|-------|



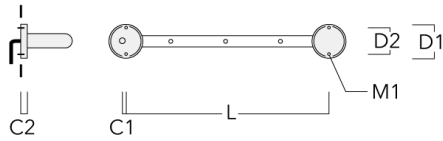
**WE-EF LIGHTING USA, LLC**

410-D Keystone Drive, 15086 Warrendale, PA 15086 - Phone: +1 724 742 0030  
 customersupport.usa@we-ef.com - <https://we-ef.com/us>

Subject to technical changes and errors. - Generated on 11/23/2024

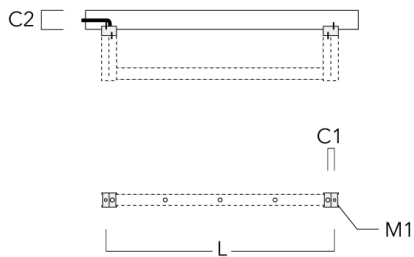
**Flat Surface Fitters**

| Description            | Part ID  | C1   | C2   | D1  | D2  | L    | M1  | Weight (lb) |
|------------------------|----------|------|------|-----|-----|------|-----|-------------|
| Surface fitters (pair) | 310-9290 | 0.79 | 1.18 | 7.1 | 5.5 | 42.1 | .35 | 3.70        |



**Column Fitters**

| Description           | Part ID  | C1   | C2   | L    | M1 | Weight (lb) |
|-----------------------|----------|------|------|------|----|-------------|
| Column Fitters (pair) | 310-9294 | 1.20 | 4.00 | 43.9 | .5 | 2.00        |



145-7219

**we-ef**

FLC301 RAIL66

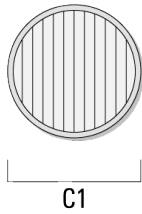
## Optical Accessories

### Linear spread lens

---

| Description               | Part ID  | C1   |
|---------------------------|----------|------|
| Linear spread lens IO-180 | 145-7229 | 42.5 |

---



---

#### WE-EF LIGHTING USA, LLC

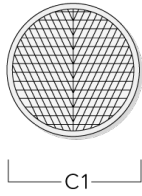
410-D Keystone Drive, 15086 Warrendale, PA 15086 - Phone: +1 724 742 0030  
customersupport.usa@we-ef.com - <https://we-ef.com/us>  
Subject to technical changes and errors. - Generated on 11/23/2024

**Wallwash lens**

---

| Description         | Part ID  | C1   |
|---------------------|----------|------|
| Wallwash lens IO-20 | 145-7230 | 42.5 |

---



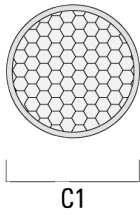
---

**Honeycomb louvre**

---

| Description         | Part ID  | C1   |
|---------------------|----------|------|
| Honeycomb louvre IW | 145-7231 | 42.5 |

---



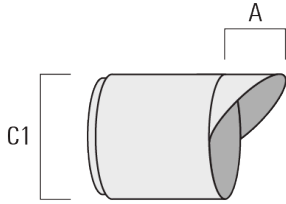


**Glare shield**

---

| Description     | Part ID  | A    | C1 |
|-----------------|----------|------|----|
| Glare shield ES | 145-7232 | 20.5 | 58 |

---



---

**Snoot**

---

| Description | Part ID  | A    | C1 |
|-------------|----------|------|----|
| Snoot ET    | 145-7233 | 22.5 | 58 |

---

