



### Description

IP66. IK07. Marine-grade, die-cast aluminium alloy. 5CE superior corrosion protection + primer including PCS hardware. Safety glass lens. Silicone CCG® Controlled Compression Gasket. Luminaire is factory-sealed and does not need to be opened during installation.

Advanced thermal management protects LEDs while optimising lumens output. CAD-optimised optics for superior illumination and glare control.

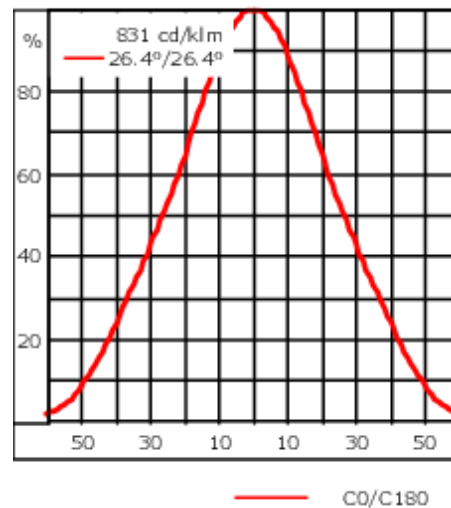
Mains voltage versions, ON-OFF Class I. Integral EC electronic converter.

24VDC low voltage versions, ON-OFF Class III.

Remote 24VDC power supply to be ordered separately.

Weight	0.80 kg
Light distribution	symmetric, wide beam [B]
Light source	LED-1/4W / 350 mA - 3000 K
CRI	80
Power supply	EC
LEDs	1
Rated input power	5 W
<b>Nominal Lumen (lm)</b>	
LED Lumen	490
Total Lumen	490
Tj	85
<b>Rated lumens (lm)</b>	
LED Lumen	379.1
Total Lumen	379.1
Ta	25

## FLC301 Surface mounted



## Specifications

### Material description

Body	Marine-grade, die-cast aluminium alloy
Lens	Safety glass lens
Colours	<div style="display: flex; align-items: center;"> <div style="width: 20px; height: 15px; background-color: black; margin-right: 5px;"></div> <span>RAL9004 Signal black</span> </div> <div style="display: flex; align-items: center; margin-top: 5px;"> <div style="width: 20px; height: 15px; background-color: #cccccc; margin-right: 5px;"></div> <span>RAL9006 White aluminium</span> </div> <div style="display: flex; align-items: center; margin-top: 5px;"> <div style="width: 20px; height: 15px; background-color: #808080; margin-right: 5px;"></div> <span>RAL9007 Grey aluminium</span> </div>
Gasket	Silicone CCG® Controlled Compression Gasket
Fasteners	PCS Polymer Coated Stainless Steel Hardware (unpainted)
Ingress protection	IP66
Impact resistance	IK07
Corrosion resistance	5CE+Primer
Windage	0.01 m <sup>2</sup>

### Electrical description

Driver / Ballast	Integral EC electronic converter
Power factor	>0.9

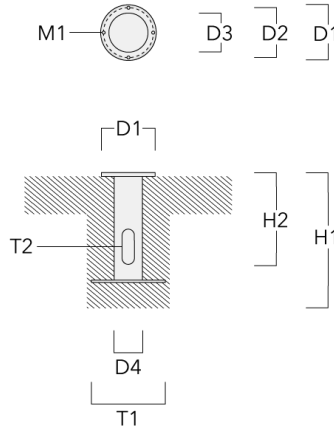
### Additional information

Lifetime	T <sub>a</sub> =40° L90B10 > 90000h
----------	-------------------------------------

**Mounting Accessories**

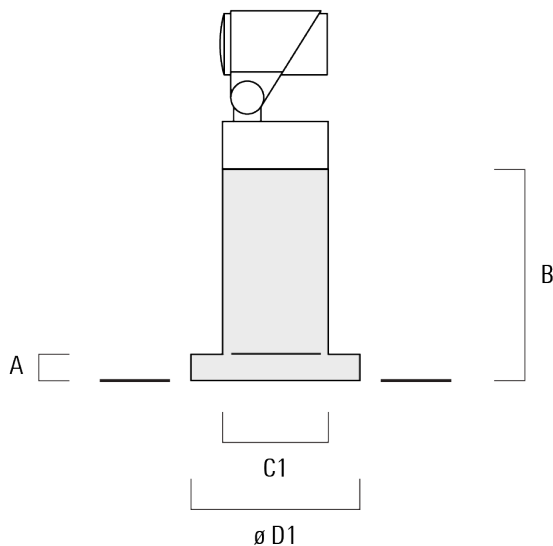
**Planted root**

Description	Part ID	D1	D2	D3	D4	H1	H2	M1	T1	T2	Weight (kg)
Planted root ESV4	300-0461-AP	150	130	60	89	400	350	8	200	50 x 100	3.85



**Short post EM**

Description	Part ID	A	B	C1	D1	Weight (kg)
Short post EM1 for FLC301	145-9200	26	200	100	160	1.10



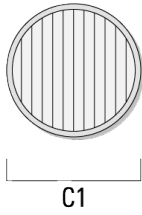
### Optical Accessories

#### Linear spread lens

---

Description	Part ID	C1
Linear spread lens IO-180	145-7229	42.5

---



---

#### Wallwash lens

---

Description	Part ID	C1
Wallwash lens IO-20	145-7230	42.5

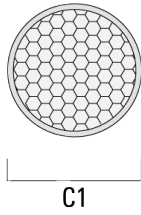
---



**FLC301 Surface mounted**

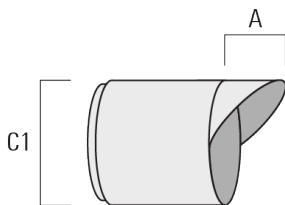
**Honeycomb louvre**

Description	Part ID	C1
Honeycomb louvre IW	145-7231	42.5



**Glare shield**

Description	Part ID	A	C1
Glare shield ES	145-7232	20.5	58



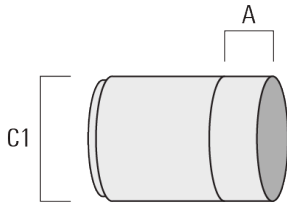
**FLC301 Surface mounted**

**Snoot**

---

Description	Part ID	A	C1
Snoot ET	145-7233	22.5	58

---



**145-7193+0025**

**FLC301 Surface mounted**

**we-ef**

## **Control**

### **DALI interface**

Description	Part ID
Low voltage DALI interface	0026

### **Electronic converter**

Description	Part ID
24VDC low voltage version	0025

**WE-EF LIGHTING Pty Ltd**

6/13 Downard Street, 3195 Braeside, Victoria - Phone: +61 3 8587 0444 - Fax: +61 3 8587 0499

info.australia@we-ef.com - <https://we-ef.com/aus>

Subject to technical changes and errors. - Generated on 23/11/2024