



Description

IP67*, Class I. IK08. Marine-grade all aluminium construction. Anodized aluminium extrusion. PCS hardware. Silicone rubber gasket. Safety glass lens. Luminaire can be driven over at low speed, without accelerating or turning, by vehicles with air-filled tyres, at a weight up to 5 tonnes per wheel. Max. static load, 3 tonnes (according to DIN EN 60598-2-13). Factory-sealed termination chamber complete with cable gland and 0.5 m of flexible cable, including sealable junction box SJB. Linear PMMA LED lens. Factory installed LED circuit board. LED board can be easily removed for upgrading. Luminaire is factory sealed and does not need to be opened during installation. Integral electronic converter with DALI interface in thermally-separated compartment. Luminaires with [LB/IW] [LM/IW] and [LE/IW] light distribution are supplied with honeycomb shield IW to reduce stray light.

Optional 2200 K version available. To be specified at time of ordering.

The optional installation blackout is recommended for mounting. To be ordered separately.

The luminaire is not suitable for permanent underwater operation and must be switched off in the event of flooding.

Weight	7.50 kg
Light distribution	symmetric linear, wide beam [LB/IW]
Light source	LED-64/40W / 225 mA - 4000 K
CRI	80
Power supply	EC
LEDs	64
Rated input power	44 W
Nominal Lumen (lm)	
LED Lumen	90
Total Lumen	5760
Tj	85
Rated lumens (lm)	
LED Lumen	26.6
Total Lumen	1703
Ta	25

186-0405

ETV140 LED

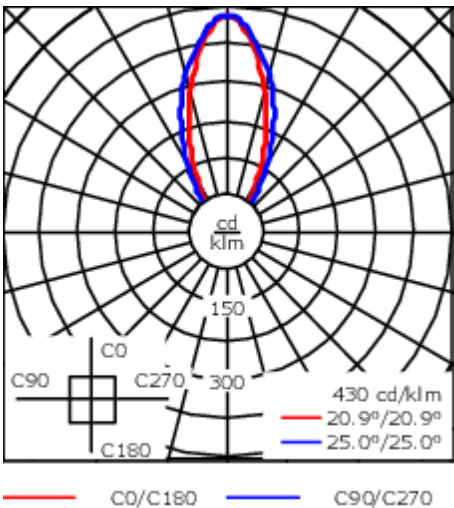
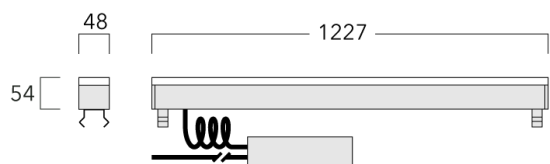
we-ef

* Additionally tested to IP66, IP67, IP68 0.1 bar 3h, up to 1 m depth according to DIN EN 60598 and IP69K/80° according to DIN EN 60529.

WE-EF LEUCHTEN GmbH

Töpinger Straße 16, 29646 Bispingen, Germany - Phone: +49 5194 909-0
info@we-ef.com - <https://we-ef.com>

Subject to technical changes and errors. - Generated on 07/09/2025



Specifications
Material description

Body	Marine-grade all aluminium construction. Anodized aluminium extrusion.
Lens	Safety glass lens
Colours	
Gasket	Silicone rubber gasket
Fasteners	PCS polymer coated stainless steel
Ingress protection	IP67
Impact resistance	IK08

Electrical description

Power supply	220-240V / 50-60 Hz
Driver / Ballast	DALI
Power factor	> 0.9
Surge protection	1/2 kV

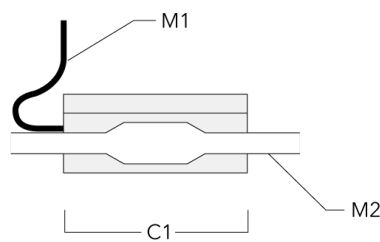
Additional information

Lifetime	Ta=25° L90B10 > 90000h
Energy efficiency class	D (Light source)

Electrical Accessories

Sealable junction box

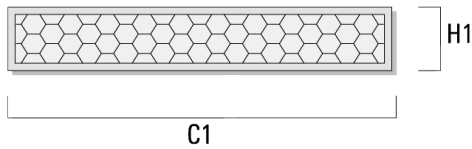
Description	Part ID	C1	M1	M2
Sealable junction box SJB130	185-1624	146	Ø 10	Ø 12 - 19



Optical Accessories

Honeycomb louvre

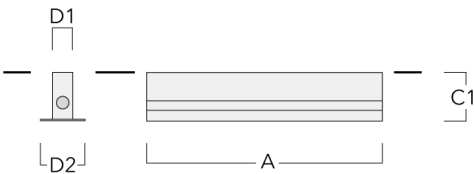
Description	Part ID	C1	H1
IW for ETV140	186-0296	1198	30



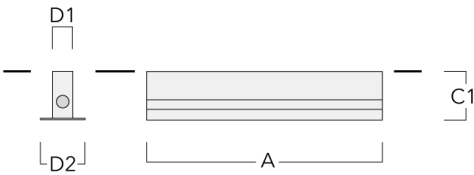
Mounting Accessories

Installation blackout, Type I

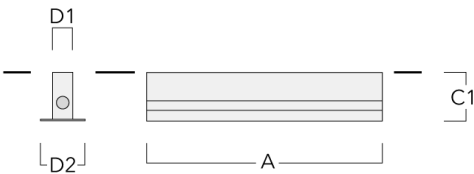
Description	Part ID	A	C1	D1	D2	Weight (kg)
BEV140-I-1/1227 (1 luminaire)	186-0314	1275	160	55	120	6.10



BEV140-I-2/1227 (2 luminaires)	186-0315	2504	160	55	120	11.70
--------------------------------	----------	------	-----	----	-----	-------



Description	Part ID	A	C1	D1	D2	Weight (kg)
BEV140-I-3/1227 (3 luminaires)	186-0316	3733	160	55	120	17.40



BEV140-I-4/1227 (4 luminaires)	186-0317	4962	160	55	120	23
--------------------------------	----------	------	-----	----	-----	----

