



Description

IP69K. Class I. IK08. Marine-grade, all aluminum construction. Anodized aluminum extrusion. PCS hardware. Silicone CCG® Controlled Compression Gasket. Safety glass lens; max static load, 3.3 tons (6,600 lbs) (according to DIN EN 60598-2-13). Luminaire can be driven over at low speed, without accelerating or turning, by vehicles with air-filled tires, at a weight up to 5.5 tons (11,000 lbs) per wheel. Factory-sealed termination chamber complete with cable gland and 3 ft of flexible PVC-free, gel-impregnated anti-wicking cable. Linear PMMA LED lens. Integral driver in thermally separated compartment. Factory-installed LED circuit board. LED board can be easily removed for upgrading. 0-10V Dimming. Luminaire is factory-sealed and does not need to be opened during installation.

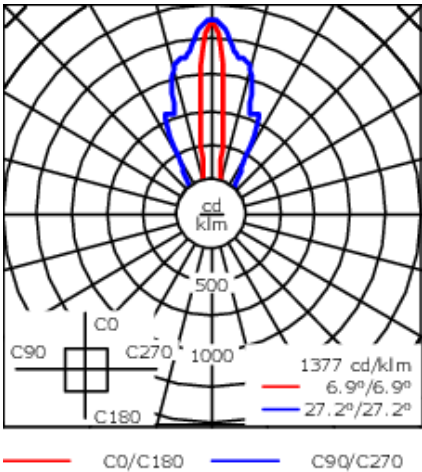

The installation blackout to be ordered separately; blockouts can house between 1-4 luminaires.

Specify product with 7 Digit product code - Finish Color. Accessories, such as mounting, optical, and electrical, must be specified separately.
Example: XXX-XXXX-9004 (Black)
+ XXX-XXXX (Accessory 1)

Weight	13.50 lb
Light distribution	symmetric linear, narrow beam [LN/IW]
Light source	LED-48/30W / 225 mA - 2700 K
CRI	80
Power supply	electronic gear
LEDs	48
Rated input power	33.5 W

Nominal Lumen (lm)	
LED Lumen	90
Total Lumen	4320
Tj	85

Delivered lumens (lm)	
LED Lumen	34.8
Total Lumen	1670.5
Ta	25



Specifications

Material description

Body	Marine-grade all aluminium construction. Anodized aluminium extrusion.
Lens	Safety glass lens
Colors	
Gasket	Silicone CCG® Controlled Compression Gasket
Fasteners	PCS polymer coated stainless steel
Ingress protection	IP69K - HIGHEST PROTECTION RATING AVAILABLE
Impact resistance	IK08

Electrical description

Power supply	Integral [ECG] electronic driver 120V-277V. 0-10V dimmable, to be specified with order.
Driver / Ballast	Electronic converter with 0-10V interface
Power factor	> 0.9

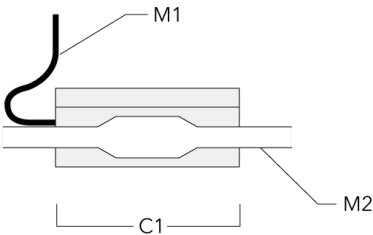
Additional information

Lifetime	Ta=25°/40° L90B10 > 90000h
Listings	ETL, UL-1598, CSA-C22.2#250.0. Suitable for Wet Locations.

Electrical Accessories

Sealable junction box

Description	Part ID	C1	M1	M2
Sealable junction box SJB 130	185-1624	5.75	Ø 0.39	Ø 0.47 - 0.75



Optical Accessories

Honeycomb louvre

Description	Part ID	C1	H1
IW for ETV130	186-0295	35.35	1.18



Mounting Accessories

Installation blackout, Type I

Description	Part ID	A	C1	D1	D2	Weight (lb)
BEV130-I-1/927 (1 luminaire)	186-0310	38.38"	6.30	2.13	4.72	10.36 lbs



BEV130-I-2/927 (2 luminaires)	186-0311	74.96	6.30	2.13	4.72	19.84
-------------------------------	----------	-------	------	------	------	-------



Description	Part ID	A	C1	D1	D2	Weight (lb)
BEV130-I-3/927 (3 luminaires)	186-0312	111.54	6.30	2.13	4.72	29.10 lbs



BEV130-I-4/927 (4 luminaires)	186-0313	148.11	6.30	2.13	4.72	38.58
-------------------------------	----------	--------	------	------	------	-------

