



Description

IP66, Class I. IK07. Marine-grade, die-cast aluminium alloy. 5CE superior corrosion protection including PCS hardware. Silicone CCG® gasket. Safety glass lens. Two cable entries. Integral EC electronic converter in thermally separated compartment. CAD-optimised optics for superior illumination and glare control. OLC® One LED Concept. Factory installed LED circuit board.

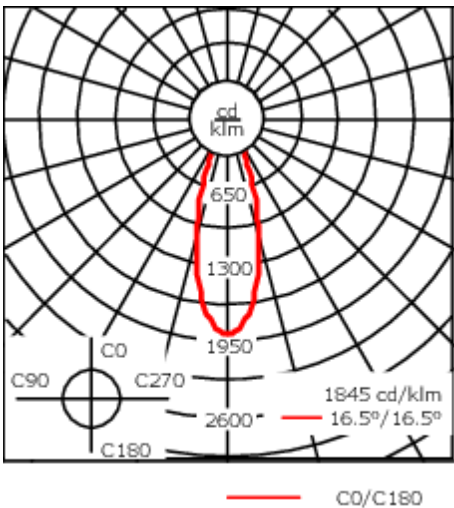
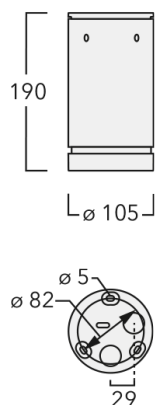
Other standardised housing lengths, 250 mm and 300 mm available on request.

Optional 2200 K version available. To be specified at time of ordering.

Weight	2.00 kg
Light distribution	symmetric, medium beam [M]
Light source	LED-6/12W / 700 mA - 3000 K
CRI	80
Power supply	EC
LEDs	6
Rated input power	14.5 W

Nominal Lumen (lm)	
LED Lumen	290
Total Lumen	1740
Tj	85

Rated lumens (lm)	
LED Lumen	215
Total Lumen	1290.1
Ta	25



Specifications
Material description

Body	Marine-grade, die-cast aluminium alloy
Lens	Safety glass lens
Colours	<div><div></div> RAL9004 Signal black</div> <div><div></div> RAL9006 White aluminium</div> <div><div></div> RAL9007 Grey aluminium</div>
Gasket	Silicone CCG® Controlled Compression Gasket
Fasteners	PCS Polymer Coated Stainless Steel Hardware
Ingress protection	IP66
Impact resistance	IK07
Corrosion resistance	5CE

Electrical description

Driver / Ballast	Integral EC electronic converter in thermally separated compartment
Power factor	>0.9

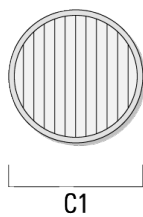
Additional information

Lifetime	Ta=40° L90B10 > 90000h
----------	------------------------

Optical Accessories

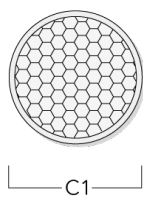
Linear spread lens

Description	Part ID
IO-180-DAC110	134-2104



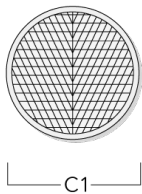
Honeycomb louvre

Description	Part ID
IW-DAC110	134-2105



Wallwash lens

Description	Part ID	C1
IO-20-WW-DAC110-LED	134-2361	76



Mounting Accessories

Adaptor for side conduit entry

Description	Part ID	A	C1
DA11 Adaptor for DAC110/DAS110-PM	134-2107	31	105

