



Description

IP66, Class I. IK07. Marine-grade, die-cast aluminium alloy. 5CE superior corrosion protection including PCS hardware. Silicone CCG® gasket. Safety glass lens. Two cable entries. Integral EC electronic converter in thermally separated compartment. CAD-optimised optics for superior illumination and glare control. OLC® One LED Concept. Factory installed LED circuit board.

Other standardised housing lengths, 250 mm and 300 mm available on request.

Optional 2200 K version available. To be specified at time of ordering.

Weight	2.00 kg
Light distribution	symmetric, very narrow beam, sharp cut-off [EES]
Light source	LED-6/12W / 700 mA - 2700 K
CRI	80
Power supply	EC
LEDs	6
Rated input power	14.5 W
Nominal Lumen (lm)	
LED Lumen	270
Total Lumen	1620
Tj	85
Rated lumens (lm)	
LED Lumen	237.3
Total Lumen	1424
Ta	25

134-2086

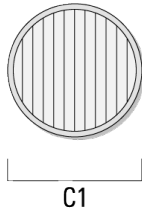
DAC110 LED

we-ef

Optical Accessories

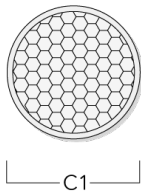
Linear spread lens

Description	Part ID
IO-180-DAC110	134-2104



Honeycomb louvre

Description	Part ID
IW-DAC110	134-2105



WE-EF LIGHTING (Thailand) Co., Ltd.

57 Moo 5, Kingkaew Rd., Bangplee, 10540 Samutprakarn - Phone: +66 2 738 96 20 - Fax: +66 2 738 96 29

<https://we-ef.com/asia>

Subject to technical changes and errors. - Generated on 23/11/2024

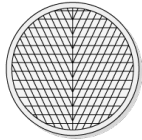
134-2086

DAC110 LED

we-ef

Wallwash lens

Description	Part ID	C1
IO-20-WW-DAC110-LED	134-2361	76



C1

134-2086

DAC110 LED

we-ef

Mounting Accessories

Adaptor for side conduit entry

Description	Part ID	A	C1
DA11 Adaptor for DAC110/DAS110-PM	134-2107	31	105

