

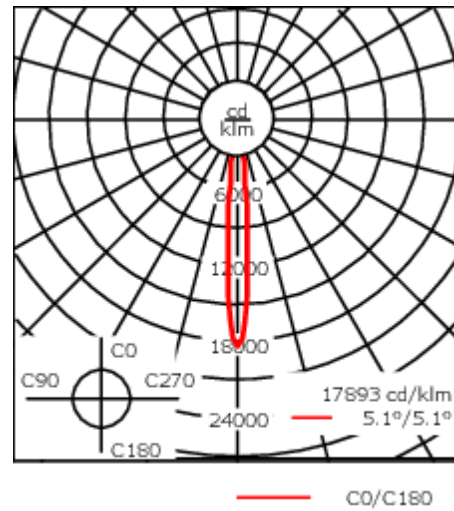


Description

IP66, Class I. IK07. Marine-grade, all aluminium construction. 5CE superior corrosion protection + primer including PCS hardware. Silicone CCG® gasket. Safety glass lens. Two cable entries. Ceiling mount through canopy. Cable suspension 0.5 - 1.5 m. To be specified at time of ordering. Integral EC electronic converter in thermally separated compartment. CAD-optimised optics for superior illumination and glare control. OLC® One LED Concept. Factory installed LED circuit board.

Optional 2200 K version available. To be specified at time of ordering.

Weight	2.60 kg
Light distribution	symmetric, very narrow beam, sharp cut-off [EES]
Light source	LED-6/12W / 700 mA - 2700 K
CRI	80
Power supply	EC
LEDs	6
Rated input power	14.5 W
Nominal Lumen (lm)	
LED Lumen	270
Total Lumen	1620
Tj	85
Rated lumens (lm)	
LED Lumen	237.3
Total Lumen	1424
Ta	25



Specifications

Material description

Body	Marine-grade, all aluminium construction
Lens	Safety glass lens
Colours	<div style="display: flex; align-items: center;"> <div style="width: 20px; height: 10px; background-color: black; margin-right: 5px;"></div> RAL9004 Signal black </div> <div style="display: flex; align-items: center; margin-top: 5px;"> <div style="width: 20px; height: 10px; background-color: #cccccc; margin-right: 5px;"></div> RAL9006 White aluminium </div> <div style="display: flex; align-items: center; margin-top: 5px;"> <div style="width: 20px; height: 10px; background-color: #808080; margin-right: 5px;"></div> RAL9007 Grey aluminium </div>
Gasket	Silicone CCG® Controlled Compression Gasket
Fasteners	PCS Polymer Coated Stainless Steel Hardware
Ingress protection	IP66
Impact resistance	IK07
Corrosion resistance	5CE

Electrical description

Driver / Ballast	Integral EC electronic converter in thermally-separated compartment
Power factor	>0.9

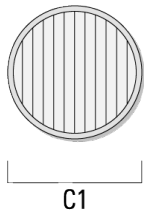
Additional information

Lifetime	Ta=40° L90B10 > 90000h
----------	------------------------

Optical Accessories

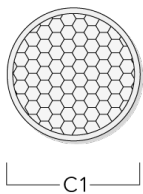
Linear spread lens

Description	Part ID
IO-180-DAC110	134-2104



Honeycomb louvre

Description	Part ID
IW-DAC110	134-2105



Wallwash lens

Description	Part ID	C1
IO-20-WW-DAC110-LED	134-2361	76



Mounting Accessories

Adaptor for side conduit entry

Description	Part ID	A	C1
DA11 Adaptor for DAC110/DAS110-PM	134-2107	31	105

