

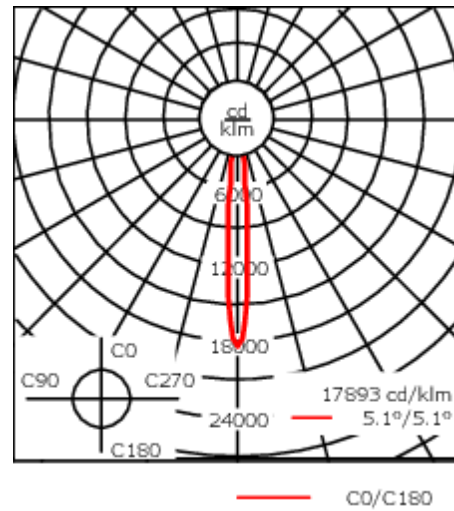
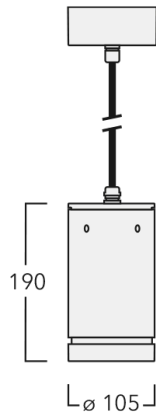


Description

IP66, Class I. Class II on request. IK07. Marine-grade, all aluminium construction. 5CE superior corrosion protection including PCS hardware. Silicone CCG® gasket. Safety glass lens. Two cable entries. Ceiling mount through canopy. Cable suspension 0.5 - 1.5 m. To be specified at time at ordering. Integral EC electronic converter in thermally separated compartment. CAD-optimised optics for superior illumination and glare control. OLC® One LED Concept. Factory installed LED circuit board.

Optional 2200 K version available. To be specified at time of ordering.

|                    |  |
|--------------------|--|
| Weight             | 2.60 kg  |
| Light distribution | symmetric, very narrow beam, sharp cut-off [EES] |
| Light source       | LED-6/12W / 700 mA - 2700 K                      |
| CRI                | 80   |
| Power supply       | EC   |
| LEDs               | 6  |
| Rated input power  | 14.5 W   |
| Nominal Lumen (lm) |  |
| LED Lumen          | 270  |
| Total Lumen        | 1620   |
| Tj                 | 85   |
| Rated lumens (lm)  |  |
| LED Lumen          | 237.3  |
| Total Lumen        | 1424   |
| Ta                 | 25   |



## Specifications

## Material description

|                      |  |
|----------------------|--|
| Body                 | Marine-grade, all aluminium construction   |
| Lens                 | Safety glass lens  |
| Colours              | <div><div></div> RAL9004 Signal black</div> <div><div></div> RAL9006 White aluminium</div> <div><div></div> RAL9007 Grey aluminium</div> <div><div></div> RAL7016 Anthracite grey</div> <div><div></div> RAL9016 Traffic white</div> |
| Gasket               | Silicone CCG® Controlled Compression Gasket  |
| Fasteners            | PCS Polymer Coated Stainless Steel Hardware  |
| Ingress protection   | IP66   |
| Impact resistance    | IK07   |
| Corrosion resistance | 5CE  |

## Electrical description

|                  |   |
|------------------|---|
| Power supply     | 220-240V / 50-60 Hz   |
| Driver / Ballast | Standard. Optional DALI version available. To be specified at time of ordering. |
| Power factor     | >0.9  |
| Surge protection | 1/2 kV (optional SP10)  |

134-2098



DAS110-PM LED

Additional information

|                         |                        |
|-------------------------|------------------------|
| Lifetime                | Ta=25° L90B10 > 90000h |
| Energy efficiency class | C-D (Light source)     |

Optical Accessories

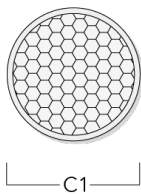
Linear spread lens

| Description   | Part ID  |
|---------------|----------|
| IO-180-DAC110 | 134-2104 |



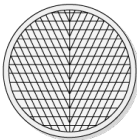
Honeycomb louvre

| Description | Part ID  |
|-------------|----------|
| IW-DAC110   | 134-2105 |



Wallwash lens

| Description         | Part ID  | C1 |
|---------------------|----------|----|
| IO-20-WW-DAC110-LED | 134-2361 | 76 |



C1

Mounting Accessories

Adaptor for side conduit entry

| Description                       | Part ID  | A  | C1  |
|-----------------------------------|----------|----|-----|
| DA11 Adaptor for DAC110/DAS110-PM | 134-2107 | 31 | 105 |

