



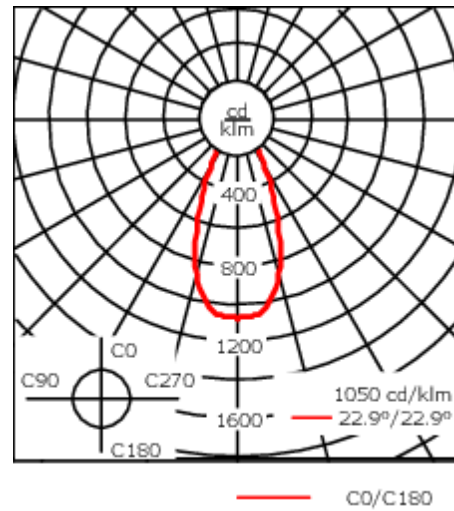
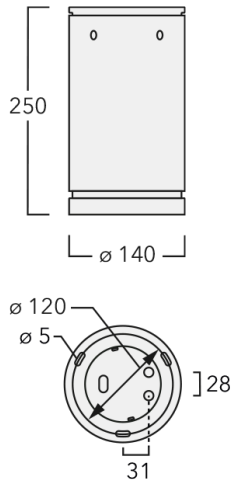
**Description**

IP66, Class I. IK07. Marine-grade, all aluminium construction. 5CE superior corrosion protection including PCS hardware. Silicone CCG® gasket. Safety glass lens. Two cable entries. Integral EC electronic converter in thermally separated compartment. CAD-optimised optics for superior illumination and glare control. Factory installed LED circuit board. The luminaire is factory-sealed and does not need to be opened during installation.

Other standardised housing lengths, 190 mm and 300 mm available on request.

Optional 2200 K version available. To be specified at time of ordering.

Weight	3.00 kg
Light distribution	symmetric, wide beam [B]
Light source	LED-12/24W / 700 mA - 2700 K
CRI	80
Power supply	EC
LEDs	12
Rated input power	27 W
<b>Nominal Lumen (lm)</b>	
LED Lumen	270
Total Lumen	3240
Tj	85
<b>Rated lumens (lm)</b>	
LED Lumen	198.5
Total Lumen	2382.4
Ta	25



## Specifications

### Material description

Body	Marine-grade, all aluminium construction
Lens	Safety glass lens
Colours	<div style="display: flex; align-items: center; gap: 10px;"> <div style="width: 20px; height: 15px; background-color: black; margin-bottom: 5px;"></div> RAL9004 Signal black  <div style="width: 20px; height: 15px; background-color: #808080; margin-bottom: 5px;"></div> RAL9007 Grey aluminium  <div style="width: 20px; height: 15px; background-color: #404040; margin-bottom: 5px;"></div> RAL7016 Anthracite grey  <div style="width: 20px; height: 15px; background-color: #e0e0e0; margin-bottom: 5px;"></div> RAL9016 Traffic white         </div>
Gasket	Silicone CCG® Controlled Compression Gasket
Fasteners	PCS Polymer Coated Stainless Steel Hardware
Ingress protection	IP66
Impact resistance	IK07
Corrosion resistance	5CE

### Electrical description

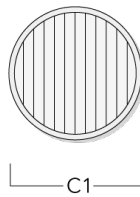
Driver / Ballast	Integral EC electronic converter in thermally-separated compartment
Power factor	>0.9

### Additional information

Lifetime	Ta=25° L90B10 > 90000h
----------	------------------------

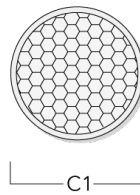
**Optical Accessories****Linear spread lens**

Description	Part ID	Additional information	C1
IO-180-DAC120-LED	134-2000	Broadens light distribution in one plane only. Ideally suitable for [M][EE][EES]. Does not fit in combination with [B] lens. A maximum of one internal optical accessory. Internal component, factory installed.	130

**Honeycomb louvre**

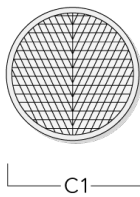
**DAC120 LED**

Description	Part ID	Additional information	C1
IW-DAC120-LED	134-2002	Honeycomb louvre, matt black Teflon® coated. For luminaires equipped with [B][M] light distribution. A maximum of one internal optical accessory. Internal component, factory installed.	103



**Wallwash lens**

Description	Part ID	C1
IO-20-WW-DAC120-LED	134-2001	92



**134-2158**

**DAC120 LED**

**we-ef**

## Mounting Accessories

### Adaptor for side conduit entry

---

Description	Part ID	A	C1
DA12 Adaptor for DAC120/DAS120- PM	134-2108	31	140

---



**134-2158**

**DAC120 LED**

**WE-EF LIGHTING (Thailand) Co., Ltd.**

57 Moo 5, Kingkaew Rd., Bangplee, 10540 Samutprakarn

Phone: +66 2 738 96 20

Fax: +66 2 738 96 29

<https://we-ef.com/asia>

Subject to technical changes and errors.

Generated on 23/10/2024